



Apple User Group

Jul 27, 2015
Episode 57*



*Since Jan 2010

Next Meeting

Monday 9:30

August 31, 2015



One on One Training



- Reminder: Free “one on one” training sessions are available on Mondays between 1pm and 3pm in Lab (Except the last Monday of the month)
- Bring your own iPhone, iPad, or Mac. (or we can use the iMAC in the lab)
- Training is by appointment only. Email me or use the form on the Senior Surfer Web Site.



Can a Mac Support Windows?

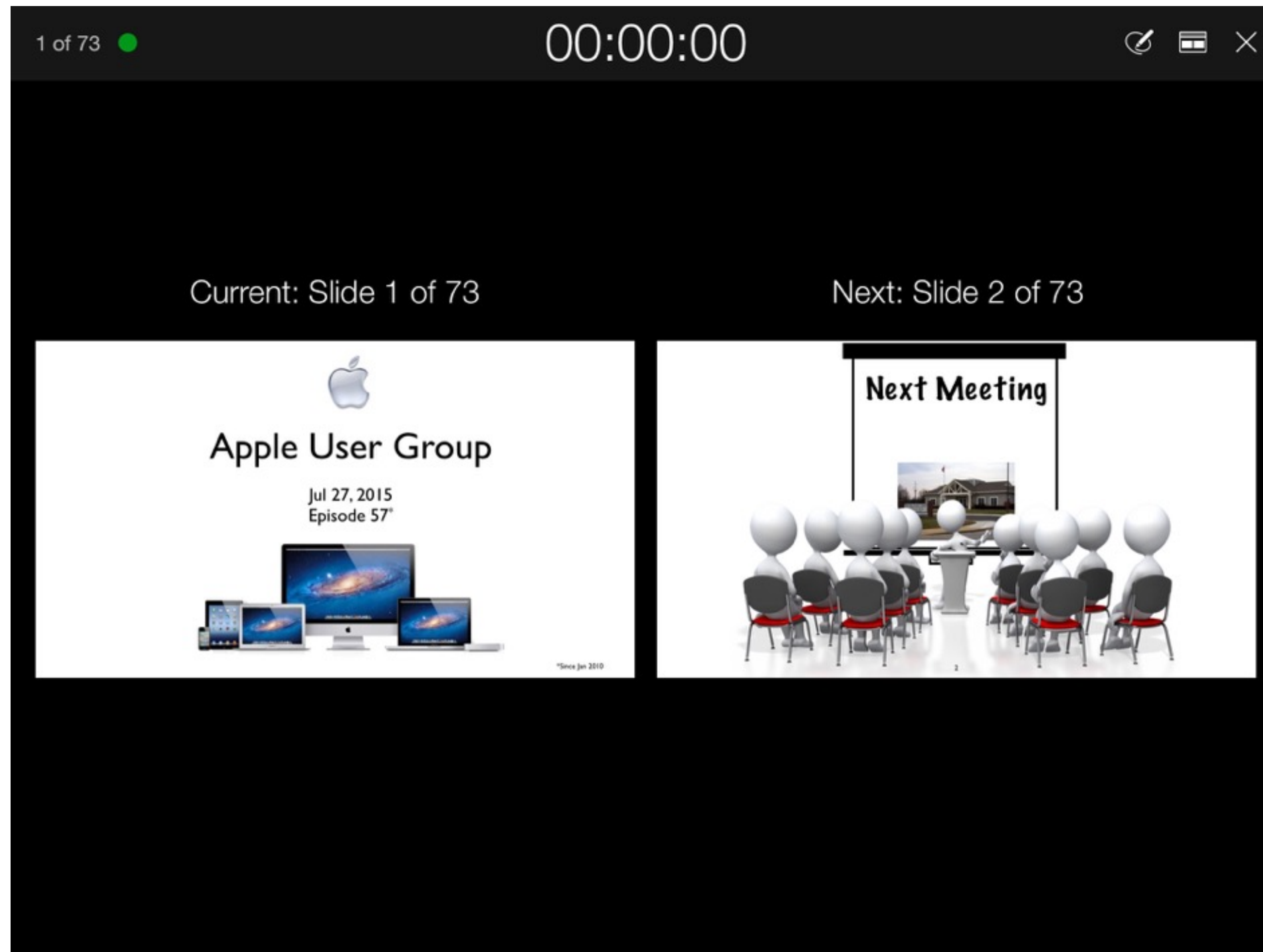


An Experiment



- I'm using an iPad to do a presentation using Airplay to an Apple TV hooked up via HDMI to the projector
- While I'm presenting on the iPad:
 - I can see the next slide or animation
 - I can also draw on the screen if I wish
 - Or just make a pointer
- I could also do the same thing with my iPhone (Maybe next time?)
- Wish me luck!!

Presenters View





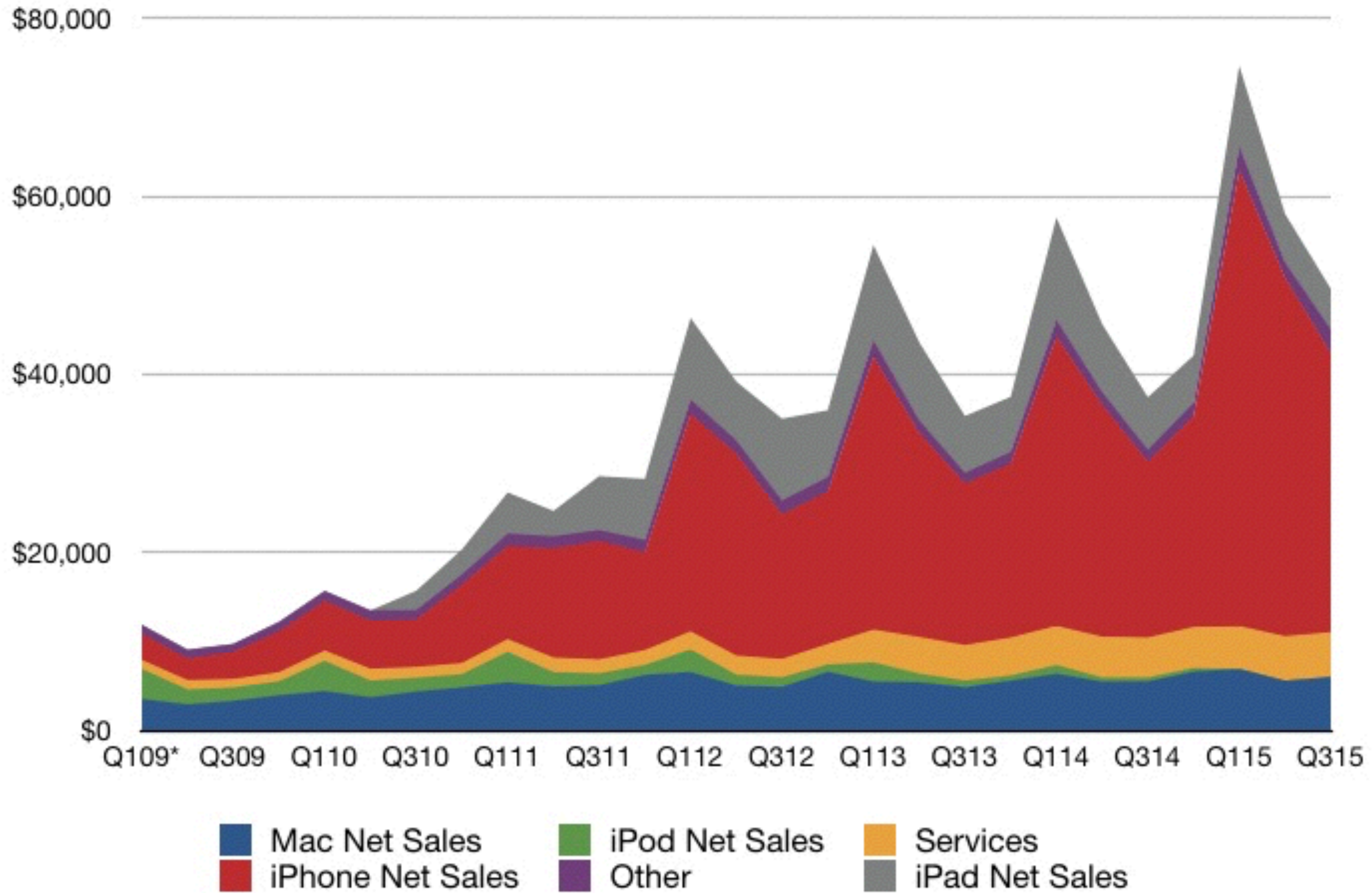
Apple News!

Apple News



- El Capitan will lock down OS/X to make it even harder for malware.
 - For example in Disk Utility: Repair disk permissions is gone!
 - OS X 10.11 automatically repairs permissions during software updates, and permissions won't be allowed to be changed at other times—thus, they won't need to be repaired.
- Apple announced financial results for the third fiscal quarter. For the quarter, Apple posted revenue of \$49.6 billion and profit of \$10.7 billion, compared to revenue of \$37.4 billion and profit of \$7.7 billion in the year-ago quarter.

Apple Inc. Revenue by Quarter by MacRumors.com (in millions)



Apple News



- Apple has announced its 2015 Back to School Promotion
- Between July 23 and September 18, educational customers purchasing an iMac, MacBook, MacBook Pro, MacBook Air, or Mac Pro can also elect to receive a \$199.95 credit to be applied to a pair of Beats Headphones purchased at the same time.
- The same promotion also applies to purchases made through the U.S. Apple Online Store, however the dates for online purchases are limited to August 6 through September 18.

Apple News



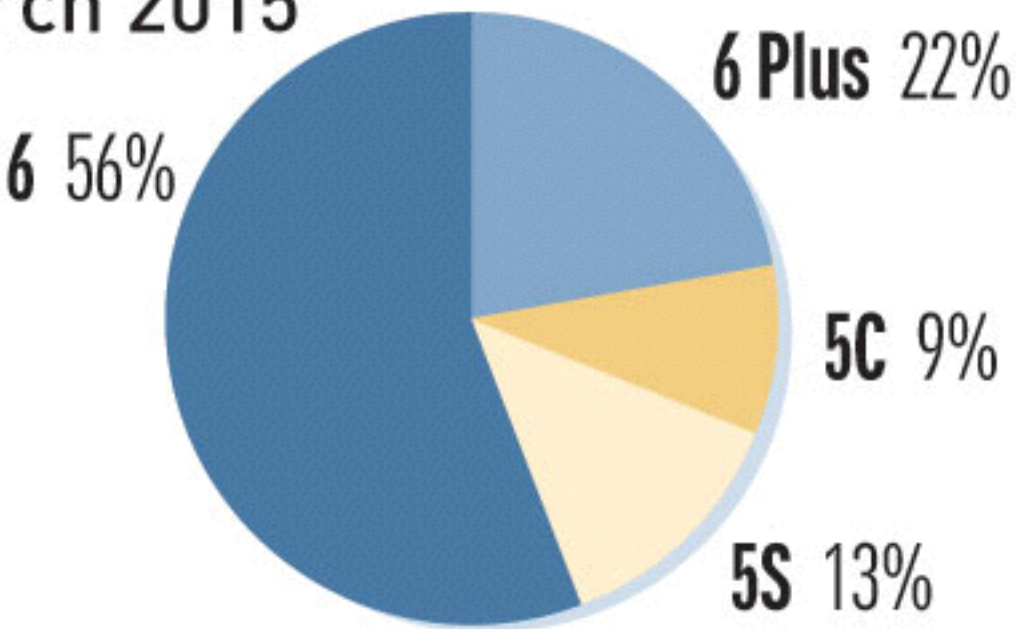
- The biggest issue with the new 12-inch MacBook, is that it has only a single USB-C port.
- A startup has designed adapters that will allow you to plug in all your peripherals and then gradually cut back as you move to a more wireless future.
- The Cusby Building Blocks plug into a USB-C port with each offering a more traditional plug-in, like the current standard USB port, another with an HDMI video-audio port or another with an extra USB-C port.



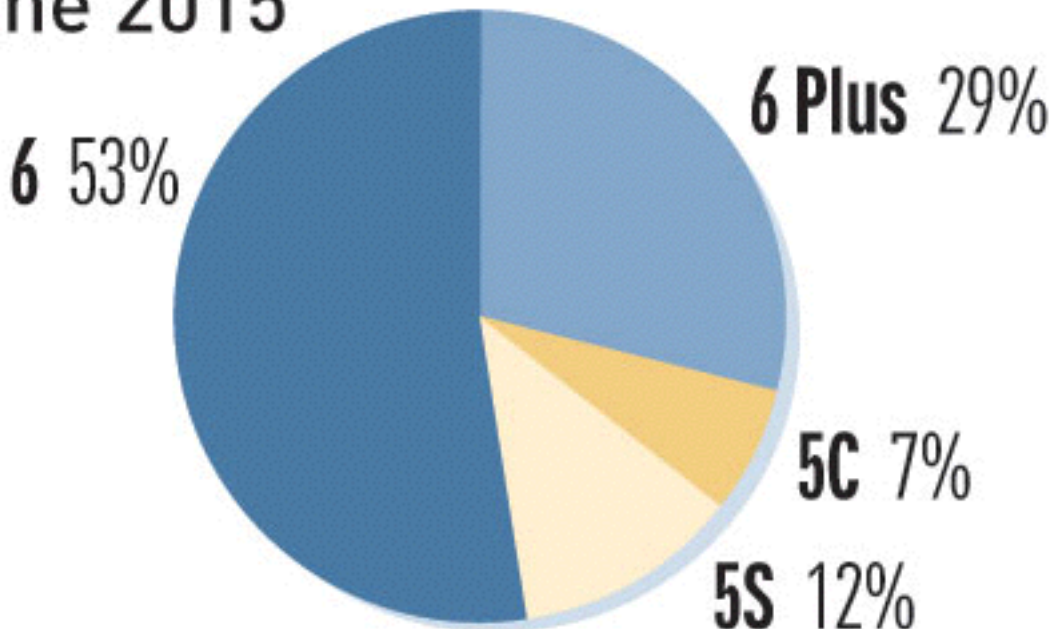
More iPhone Buyers Plus-Sizing

U.S. iPhone sales, by model

March 2015

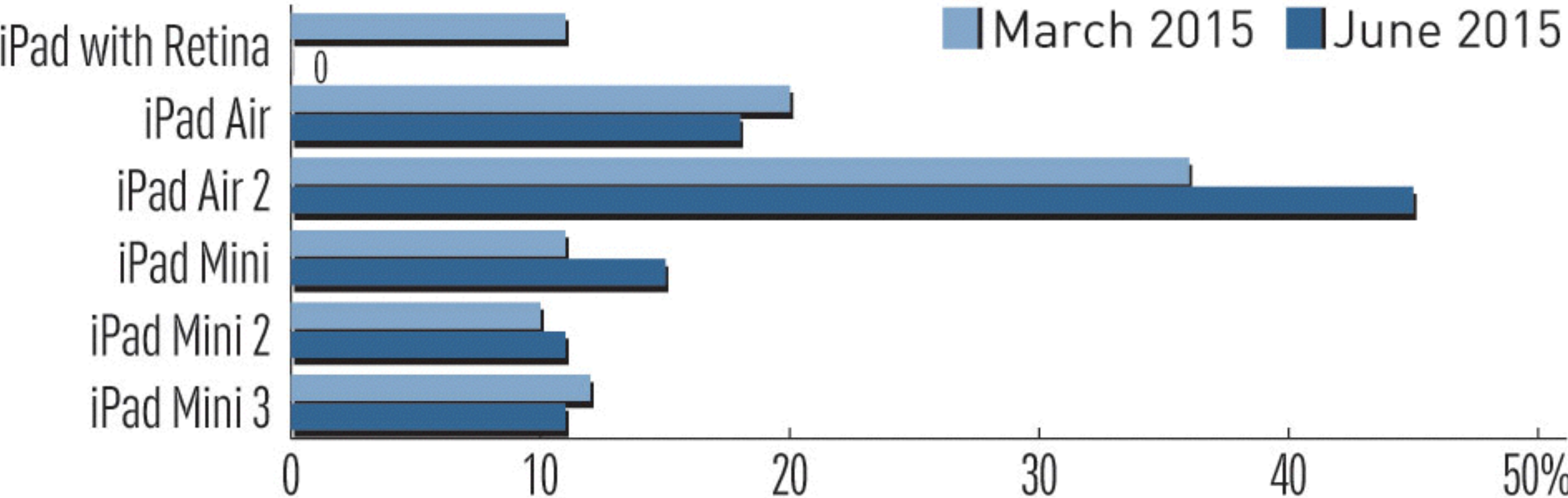


June 2015



Total does not equal 100% due to rounding

U.S. iPad sales, by model



Source: Consumer Intelligence Research Partners (cirpllc.com)



Original Customer Satisfaction Levels iPad, iPhone and Apple Watch

iPad (2010)
ChangeWave Research
n=153

91%



iPhone (2007)
ChangeWave Research
Sample Size Unknown

92%



Apple Watch (2015)
Wristly Research
n=800

97%



For more info or to sign up visit www.wristly.co

Wristly Apple Watch User Research
July 14- July 19, 2015

New iPods

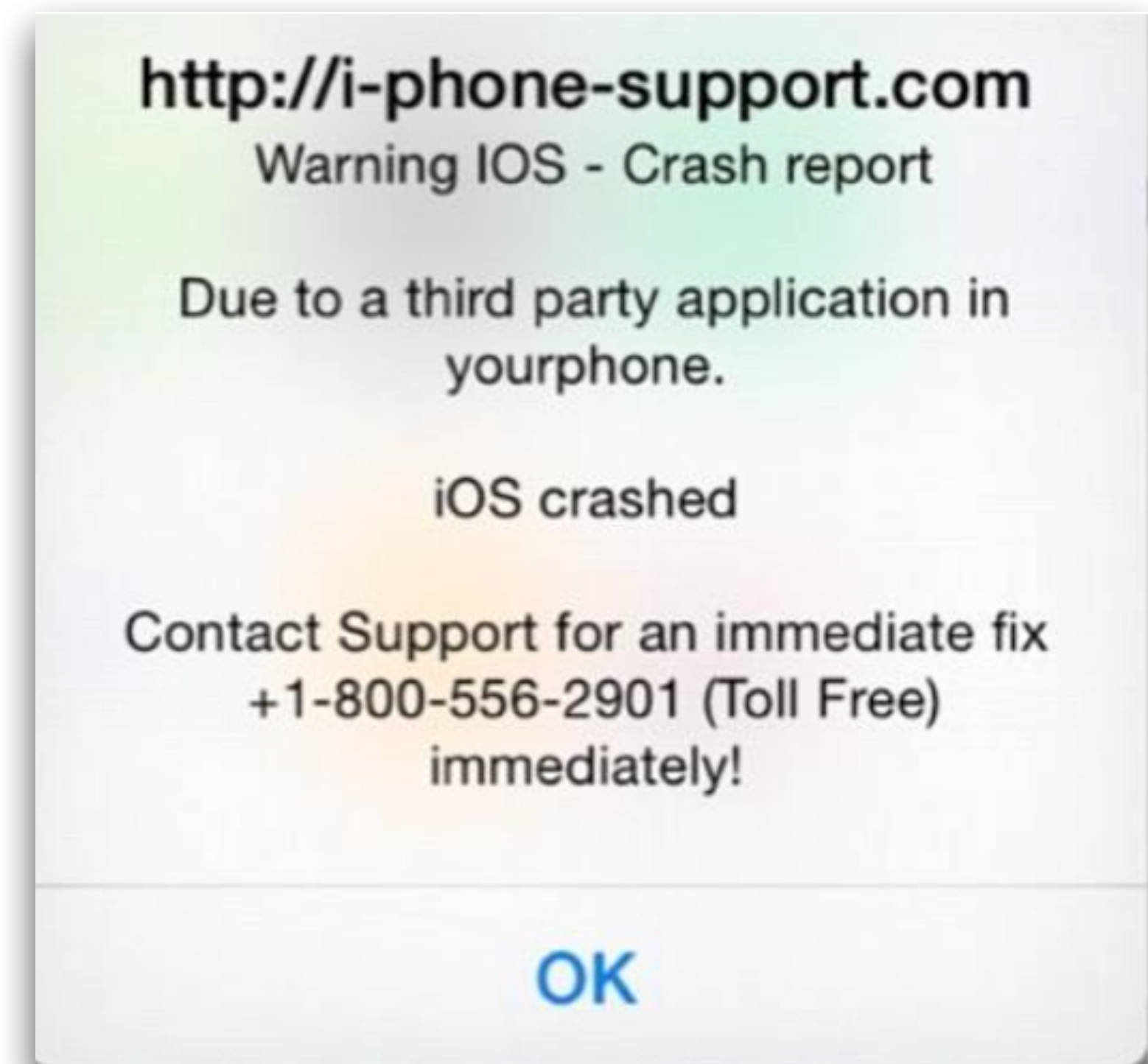


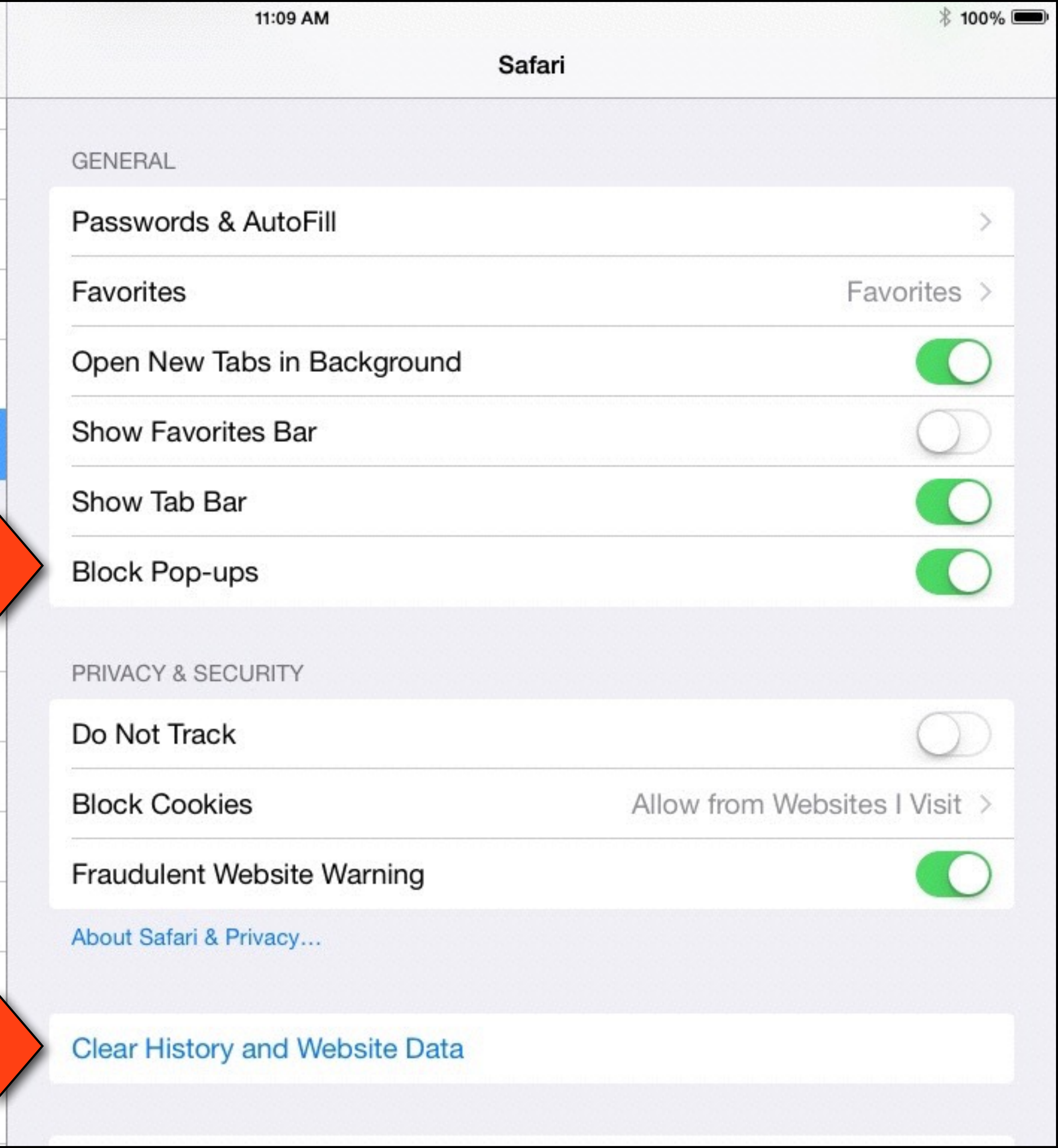
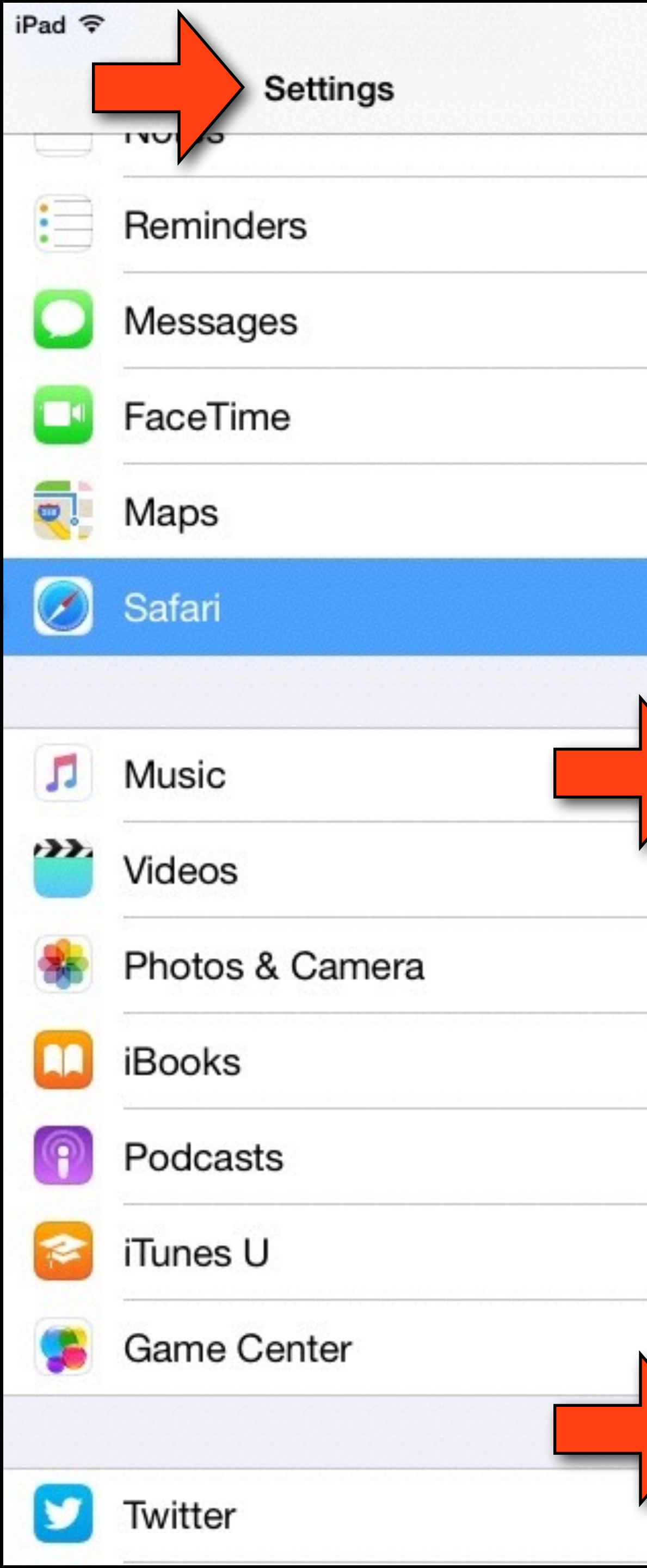
- Apple announced new models of the iPod shuffle, iPod nano, and iPod touch on July 15.
- The refresh includes new darker pink and blue, as well as a gold color option for all three iPod models.
- While the iPod Nano and Shuffle remain the same on the inside, Apple made a major overhaul of the iPod touch.
- The new Touch now features a new 64-bit processor chip for faster operation and better graphics for gaming. The device has also been upgraded to include an 8-megapixel camera, bringing it on par with the iPhone 6 and iPad Air 2.
- The refreshed iPod touch also includes A8 chip and M8 motion coprocessor from the iPhone, allowing the device to monitor your fitness and steps while also tracking your elevation.
- The new 128GB model, priced at \$399. Other options include the 16GB iPod touch for \$199, 32GB model for \$249, and a \$299 model with 64GB of space.



iOS Scam

- There is an iOS scam where a popup in Safari on your iPhone or iPad claims that iOS has crashed and that you need to phone a helpline for a fix? Here's how to fix it:
 - Put your iPhone or iPad into Airplane Mode (go into Settings and toggle the Airplane Mode switch into the off position).
 - Go to Settings > Safari and tap Clear History and Website Data.
 - Close Safari (double-press the Home button and swipe Safari up to close).
 - Exit Airplane Mode. Then restart Safari.
- To reduce the risk of this sort of issue from happening in the future you can block popups (go to Settings > Safari and toggle the Block Pop-ups switch).





A Word on Passwords



Passwords



- Passwords are used to keep unauthorized users from accessing your data or devices. Unauthorized Users = People without your password
- So... if you forget or loose your password, you become an unauthorized user
- Therefore, make sure you write down your passwords in a safe place
- And, remember that even though you might have fingerprint recognition on an iDevice, you need to enter your passcode after any upgrade or reboot
- Also keep your passwords hard to guess, but not so hard that you can't remember it or type it in successfully
- One more thing: Think about who would need your passwords if anything happened to you.



Question

- I need a backup site outside my house.
- I've considered getting a safe deposit box.
- Apple trainer suggested using iCloud Drive instead.
- It would cost me \$3.99 per month, I currently pay \$.99 per month for Cloud storage.
- I already have a hard drive backup at home.
- Also wondering if Cloud storage means I have to store less on my devices, particularly iPad which is just 16 capacity.
- Is there anything that should not be stored in the Cloud?
- I would appreciate it if you would answer these questions at the meeting and provide pros and cons about using Cloud storage.

Backups



Backups



- Backups are basically copies that can be used if something happens to the original version
- Examples of items to backup: Documents, Pictures, Music, Software, Mail, Contacts, Bookmarks, Books, Events, Applications, etc...
- Some items are easily reconstructed and don't necessarily need to be backed up. (Music or Apps purchased from Apple could be re-downloaded)
- However even in these cases backups can save you a lot of time restoring your data.
- Data can be lost for a variety of reasons

Potential Causes of Data Loss



- Hardware failure (Hard drive)
- Hardware Loss or damage (water damage)
- Equipment theft or misplacement
- User error (accidental deletion)
- Software problems (upgrade failures, data corruption)
- Catastrophic damage (flood, fire)
- Password issues

Backups



- Your backup copy should not be subject to the same failure at the original source
- Should not be on the same hard drive
- Maybe not in the same location
- Think through the possible causes of data loss. Are you protected?
- How often do you need to backup? It depends: You are at risk to lose everything created/modified since your last backup.

Time Machine Backups



- My opinion Time Machine is the best backup software ever
- Backs up up every hour and only backs up the data that has changed
- Manages space on backup disk by deleting old backups as needed
- Easy to restore files or your entire machine
- Free software on every Mac
- Only disadvantage is that your Time Machine Backup could be subject to the same loss as your original (Theft, Fire, Flood, etc...)
- You can backup to multiple disks and keep one of the disks at another location (Safe Deposit Box, relatives house, etc...)

iOS Backups



- iOS devices have their own backup software that can be used to restore a device or set up a new device
- Backups can be directed to the cloud, but you have to buy additional storage if you exceed 5GB.
- iOS can also back up to any computer that you own that runs iTunes
- You can do both: backup to the cloud and backup using iTunes if you wish

Cloud Backups



- Copying or syncing your data to a cloud based service like: iCloud Drive, Google Drive, DropBox, OneDrive, Flickr, etc...
- Provides off-sites storage for your most important data, but generally does not back up everything like Time Machine
- You can manually copy data or set up syncing between your hard drive and the cloud drive
- If you use an automatic syncing services, be aware that if you accidentally delete a photo, it will be automatically deleted from all devices as well as the cloud
- Also just be aware that you are relying on a vendor to not lose your data.

Cloud Backups



- Does Cloud storage means I have to store less on my devices?
 - Generally no. You must maintain at least one duplicate copies
 - Remember data that is synced can be deleted everywhere with one accident
 - Cloud data can also be lost, although this is less probable
- Is there anything that should not be stored in the Cloud?
 - This depends on how much you trust your service. There's many high profile examples where companies have been hacked.
 - You could encrypt or password protect highly confidential files before they are stored on the cloud.

Web Based Backups



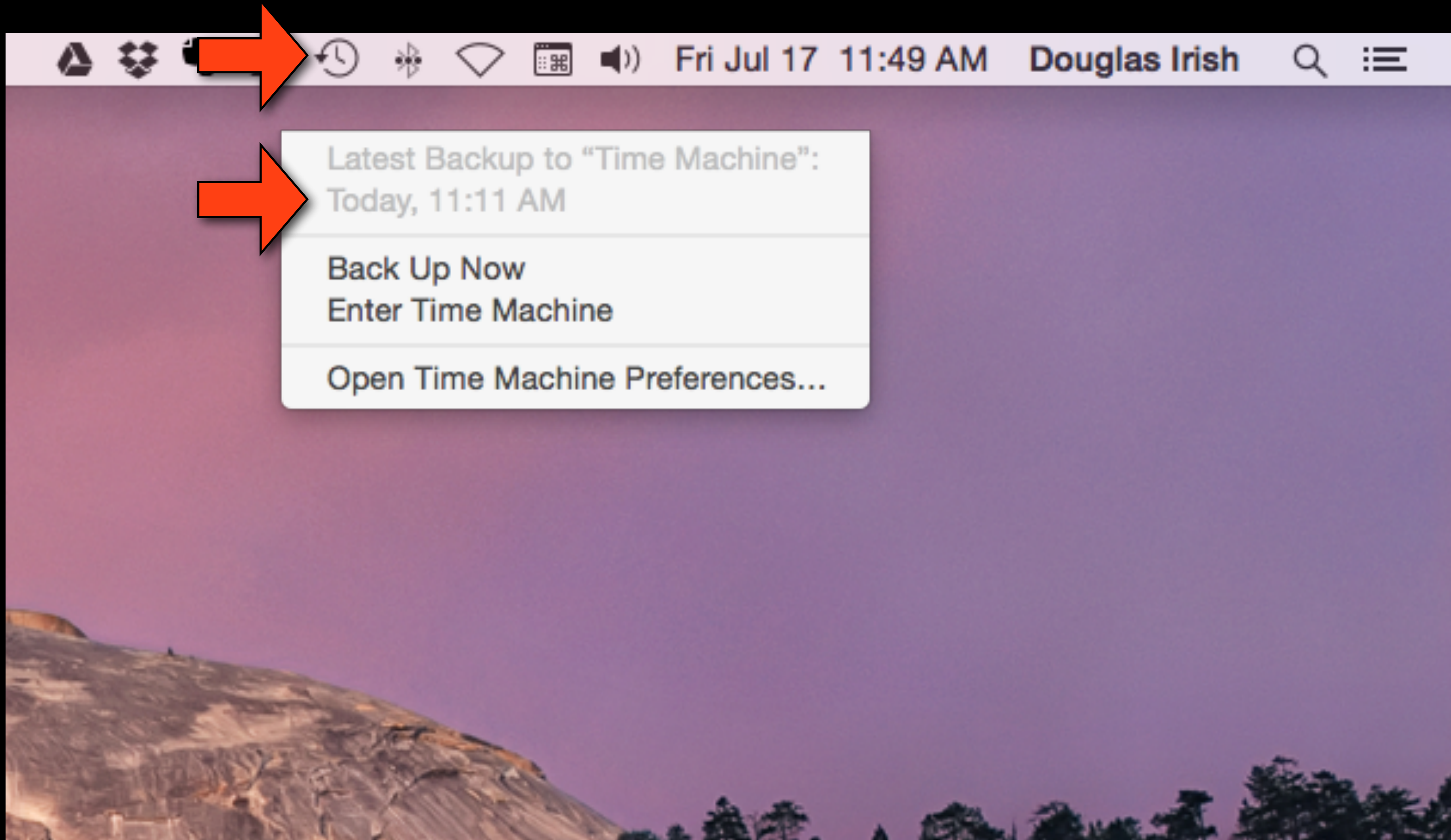
- Are services that back up your machine like Time Machine, but instead of backing up to a hard drive, it backs up to a drive on the internet.
- Carbonite is one well known example
- You pay so much a year for the service (Carbonite is \$48/year)
- Backups run in the background
- Due to network speeds, restorations may take a long time

Backup Suggestions



- Check that your backups are running
- Your backup is no good unless you can restore it. Don't wait until it's necessary to figure out how to do a restore.
- Create some dummy data, back it up, then delete it, and see if you can restore it.
- Any backup strategy is a balance of cost/effort vs risk.
 - Could two copies fail at the same time? Yes.
 - Is it likely? No
 - However in some cases this risk is so big you might want more than one copy (Think financial institutions)

Checking Time Machine Backups





Question

- There is a lot of talk about Adobe Flash-can you revisit that?

Adobe Flash



- Adobe Flash is a software platform that runs video, animation, and games inside of Web pages.
- Flash was the standard for Web video, especially after YouTube began using it in 2005.
- But now it's becoming obsolete, as most Web sites and apps use different technologies for the same purpose.
- Thank you Steve Jobs and the decision not to have Flash on the iPad

The Problem w/Flash



- Flash has been one of the biggest attack methods of choice for cybercrooks and hackers. Security vulnerabilities turn up on an almost daily basis.
- Just this month, Adobe put out security alerts and fixes for 38 vulnerabilities in Flash Player.
- Last week, it came out that a company called Hacking Team had been using previously unknown flaws in Flash to create spyware that it sold to oppressive governments in countries such as Sudan and Saudi Arabia.
- Flash also uses up a lot of computing resources and can bog systems down.
“We know firsthand that Flash is the number one reason Macs crash,” - Steve Jobs, April 2010.

Adobe Flash



- In October 2010, Apple announced that it would no longer install Flash Player on its computers including its Safari Web browser (although users could install it on their own if they want to)
- Apple will block Flash in Safari if it's too far out of date or if a version is determined to be dangerous
- Apple completely banned Flash from its mobile devices running the iOS operating system, such as the iPhone, iPad, and Apple Watch.

Adobe Flash



- Apple's rejection of Flash helped spur Web and software developers to use other technologies for delivering video or animating games.
- This month, the latest version of Firefox blocked Flash (though after an update by Adobe, Mozilla has re-enabled use of the plugin in its browser).
- Google's Chrome browser comes with Flash, but it is disabled by default.

Adobe Flash



- You can go to this website to see if you have flash installed and if it's up to date
- www.adobe.com/software/flash/about/

Adobe Flash Player

TAKE IT. MAKE IT.

Creative Cloud Photography plan
US\$9.99/month

Buy now

ADVERTISEMENT

Adobe Flash Player is the standard for delivering high-impact, rich Web content. Designs, animation, and application user interfaces are deployed immediately across all browsers and platforms, attracting and engaging users with a rich Web experience.

The table below contains the latest Flash Player version information. Adobe recommends that all Flash Player users upgrade to the most recent version of the player through the [Player Download Center](#) to take advantage of security updates.

Platform	Browser	Player version
Windows	Internet Explorer - ActiveX	18.0.0.209
	Internet Explorer (Windows 8.x) - ActiveX	18.0.0.209
	Firefox, Mozilla - NPAPI	18.0.0.209
	Chrome (embedded), Opera, Chromium-based browsers - PPAPI	18.0.0.209
Macintosh OS X	Firefox, Safari - NPAPI	18.0.0.209
	Chrome (embedded) - PPAPI	18.0.0.209
	Opera, Chromium-based browsers - PPAPI	18.0.0.209
Linux	Mozilla, Firefox - NPAPI (Extended Support Release)	11.2.202.491
	Chrome (embedded), Chromium-based browsers - PPAPI	18.0.0.209
Solaris	Flash Player 11.2.202.223 is the last supported Flash Player version for Solaris.	11.2.202.223

Version Information

You have version 18,0,0,209 installed

Adobe Flash

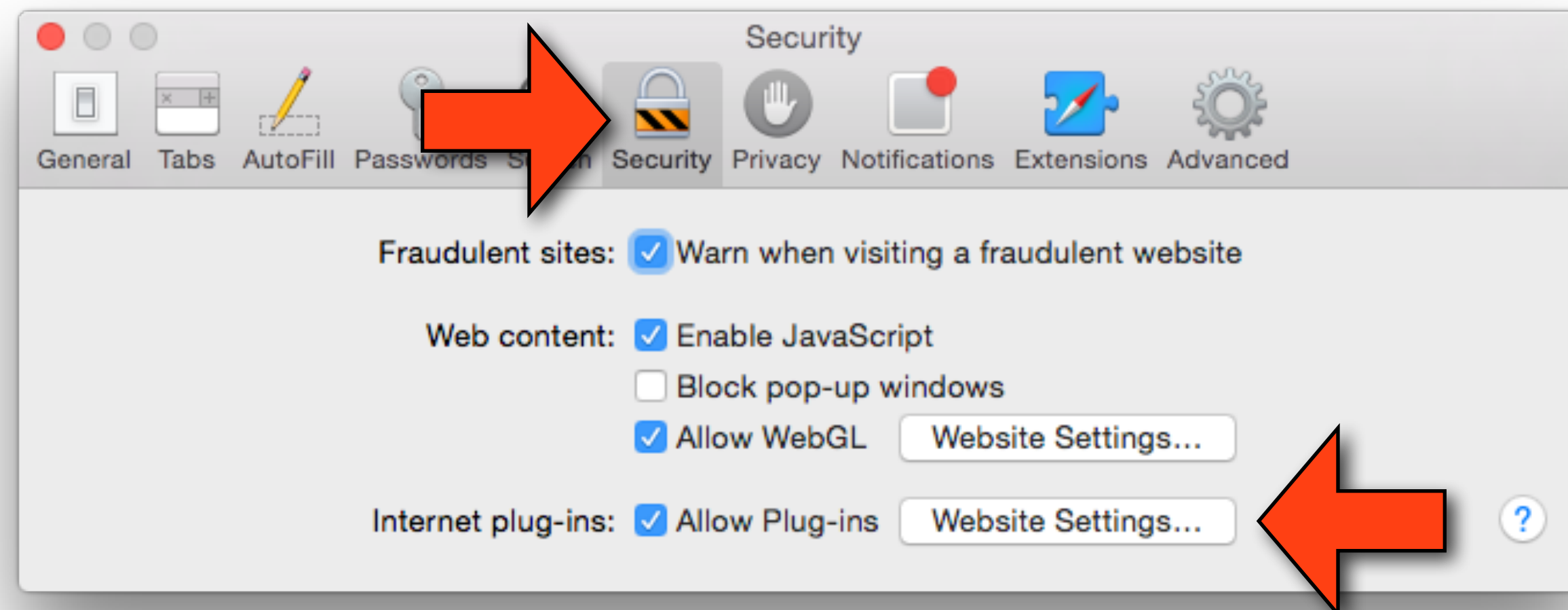


- Do I need it on my computer? Generally not.
- Most websites have switched over to another video format, called HTML 5. It's the default on both YouTube and Vimeo, for example. So unless you know you need Flash for a specific site, it's best to uninstall it or block it.
- However, if a website requires Flash to display videos or animation, you will need to install Flash to watch it.
- It's typical for Flash-based sites to display alerts when they detect that Flash is not installed.
- If you see this and you absolutely must view that video download, install Flash directly from Adobe.com, as fake installation popups that lead to spyware are an age-old trick employed by untrustworthy websites.

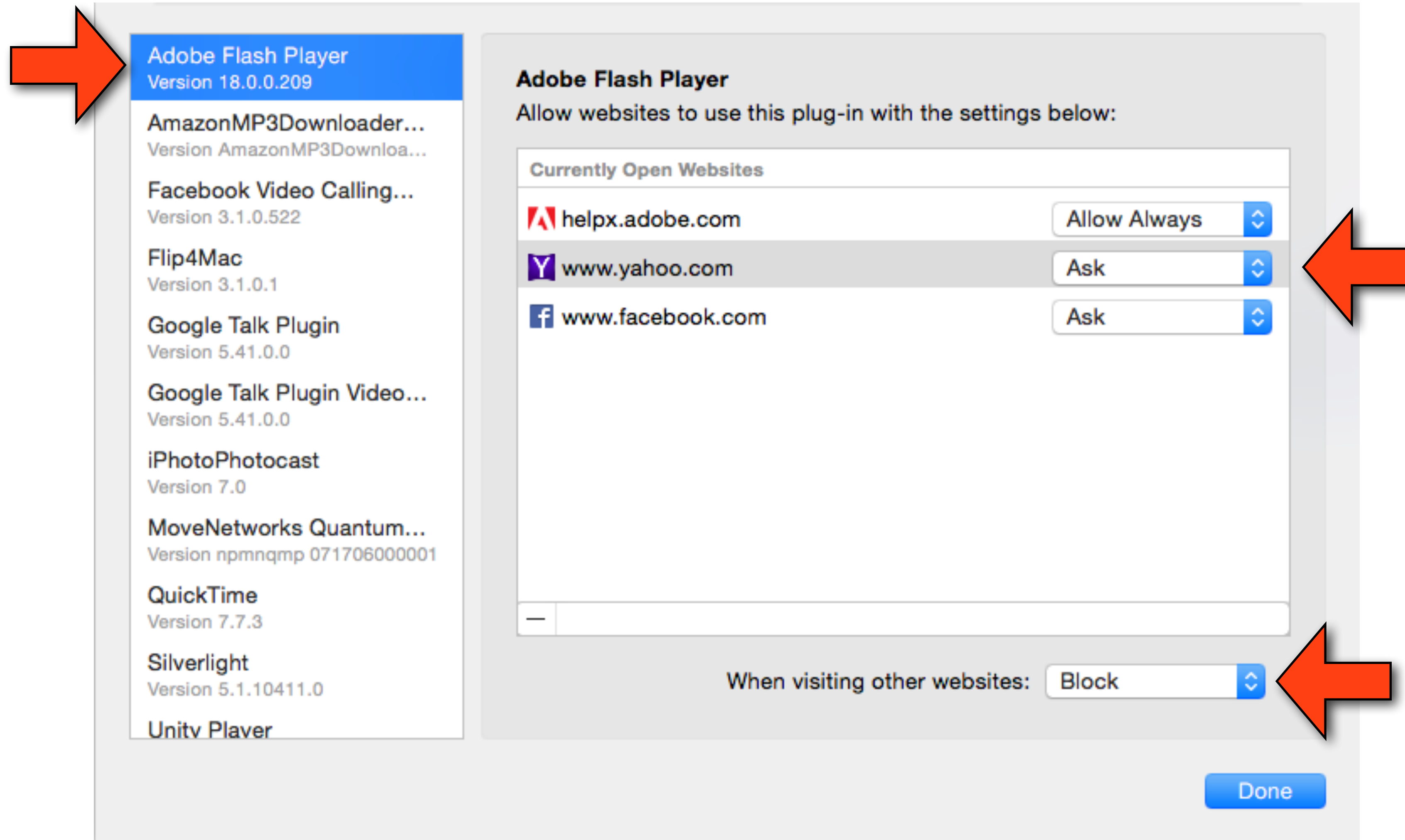
Adobe Flash



- Uninstalling Flash: Go to the following Web site for directions
- <https://helpx.adobe.com/flash-player/kb/uninstall-flash-player-mac-os.html>
- To Block Flash: go to Safari Preferences,



Adobe Flash



Packing Pro



Packing Pro



- A \$2.99 Universal app (iPad and iPhone) used to make packing lists for trips
- Featured in Apple's "10 Essentials," "Traveling Home" & "Staff Favorites", #1 iPad Travel app in U.S. & Finalist for 2010-2013 Best App Ever Awards
- You can start with sample lists or a list based on a previous trip
- There is also an expert list-making tool to based on the number of adults (males & females), children & days, as well as temperature, destination, food prep & clothes washing preferences.
- You can also search or pick from over 800 items in a huge Master Catalog.

Packing Pro



- You add items to a list by category (Clothes, Accessories, Gadgets, Toiletries, Medical, etc...)
- You even have the option of specifying who is responsible for packing the item or even which bag you are putting it in.
- You check off the item when you pack it
- Lists and checked items are synchronized between your devices, so multiple people can pack or check the status of the list.



My Lists

Jun 13
2015

AVA Oregon

0 >

(TBD)

2015 Cruise

28 >



Master Catalog



Settings



Info



Favorites



To Do (pre-trip)



Essentials



Clothes



Accessories



Toiletries



Medical/Health



Gadgets



Misc.



To Do (mid-trip)



To Do (post-trip)



Babies



Kids



Pets



Dance wear



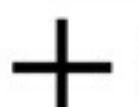
*My Lists*Jun 13
2015**AVA Oregon**

0

(TBD)

2015 Cruise

28

*Master Catalog**Settings**Info***pants****shirts****dresses****socks****underwear****nightwear****beachwear****Dance wear****Shoes***New Type**New Item*



My Lists

Jun 13
2015

AVA Oregon

0 >

(TBD)

2015 Cruise

28 >



Master Catalog >



Settings >



Info >

long pants



long pants (quick-dry)



shorts



jogging shorts



cycling shorts



sweatpants



jeans



cargo



capris



dress slacks



pantsuit




Bermuda shorts



Cargo Shorts



+ New Item





Create New List

from one of my lists*from a sample list**from scratch**restore a deleted list**import list from Contacts**import list from iTunes**import list from Dropbox, Box,
iCloud Drive, ...**with Expert Help*

Create New List

Save on



Edit

Template: from scratch**List name:** Testing**Departure date:** Sep 20, 2015**Return date:** Sep 28, 2015**Alert:****Note:**

Just a test



Add Item in New Category

Reorder List Categories

*My Lists*Jun 13
2015**AVA Oregon**

0 >

(TBD)

2015 Cruise

28 >

Sep 20
2015**Testing***Just a test*

0 >

*Master Catalog**Settings**Info*

Add Item in New Category

*My Lists*Jun 13
2015**AVA Oregon**

0 >

(TBD)

2015 Cruise

28 >

Sep 20
2015**Testing***Just a test*


0 >

*Master Catalog**Settings**Info*

Cancel

Categories

Save

**Favorites****To Do (pre-trip)****Essentials****Clothes****Accessories****Toiletries****Medical/Health****Gadgets****Misc.****To Do (mid-trip)****To Do (post-trip)****Babies****Kids****Pets****Dance wear**

*My Lists*Jun 13
2015**AVA Oregon**

0 >

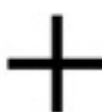
(TBD)

2015 Cruise

28 >

Sep 20
2015**Testing***Just a test*

0 >

*Master Catalog**Settings**Info***documents****money****luggage***New Type**New Item*



My Lists

Jun 13
2015

AVA Oregon

0 >

(TBD)

2015 Cruise

28 >

Sep 20
2015Testing  Just a test

0 >



Master Catalog >



Settings >



Info >

☒ passport☐ visas☒ drivers license☐ int'l drivers license☐ ID card☐ student ID☐ senior citizen card☐ Youth Hostel card☐ Hostelling International card☐ membership card☐ diving card☐ business card☐ phone card☒ tickets (plane)☐ tickets (train)

- 1 +

- 1 +

- 1 +

*My Lists*Jun 13
2015**AVA Oregon**

0 >

(TBD)

2015 Cruise

28 >

Sep 20
2015**Testing**

3 >

*Master Catalog**Settings**Info*

Essentials (0/3)



documents

drivers license

x1



documents

passport

x1



documents

tickets (plane)

x1



Add Item in New Category



My Lists

Jun 13
2015

AVA Oregon

0 >

(TBD)

2015 Cruise

28 >

Sep 20
2015

Testing

Just a test

1 >



Master Catalog



Settings



Info



Essentials (2/3)



documents

drivers license

x1



documents

passport

x1



documents

tickets (plane)

x1

Add Item in New Category



Create New List


from one of my lists*from a sample list**from scratch**restore a deleted list**import list from Contacts**import list from iTunes**import list from Dropbox, Box,
iCloud Drive, ...**with Expert Help*

Info

App Info

Instructions / Credits / Privacy*What's New**In-app Upgrade Options**Check Out 'Shopping Pro'*

Feedback

Tell Friends*Gift This App**Write a Review**Leave a Rating**Contact Developer**Visit QuinnScape**Other Apps by Quinn*



Expert List

Create

of male adults:

of female adults:

of children:

of days of trip:

Temperature:

cold

mild

hot

Destination:

domestic

int'l

Food prep:

by others

by self

Wash:

by machine

by hand

Info

App Info

[Terms / Credits / Privacy](#)[What's New](#)[App Upgrade Options](#)[Check Out 'Shopping Pro'](#)

Feedback

[Tell Friends](#)[Gift This App](#)[Write a Review](#)[Leave a Rating](#)[Contact Developer](#)[Visit QuinnScape](#)[Other Apps by Quinn](#)

iPad 59%

Expert List Create

of male adults: 1

of female adults: 1

of children: 0

of days of trip: 3

Temperature:

Destination:

Food prep:

Wash:

2:03 PM


Info




App Info


[Instructions / Credits / Privacy](#) >


[What's New](#) >


[In-app Upgrade Options](#) >


[Check Out 'Shopping Pro'](#) > 




[Tell Friends](#) >   

[Gift This App](#) > 

[Write a Review](#) > 

[Leave a Comment](#) > 

[Contact Developer](#) > 

[Visit QuinnScape](#) >   

[Other Apps by Quinn](#) >

Would you like a short list,
or a longer one with
individual person
breakdown & ownership of
all items?

Short

Long

Expert List

Create

of male adults:

of female adults:

of children:

of days of trip:

Temperature:

cold

mild

hot

Destination:

domestic

int'l

Food prep:

by others

by self

Wash:

by machine

by hand

Create New List

Save

Template: Expert List

List name: Test

Departure date: (TBD)


Return date: (TBD)

Alert:

☐

Note:

(optional)

*Leave a Rating**Contact Developer**Visit QuinnScape**Other Apps by Quinn*



My Lists

Jun 13
2015

AVA Oregon

0

(TBD)

2015 Cruise

28

(TBD)

Test

93



Master Catalog



Settings



Info



> ✓ To Do (pre-trip) (0/13)



> ★ Essentials (0/14)

✓  Clothes (0/9)

- ☐ nightwear x2
- ☐ pajamas
- ☐ pants x4
- ☐ jeans
- ☐ pants x6
- ☐ long pants
- ☐ shirts x6
- ☐ long sleeve shirt (light)
- ☐ shirts x4
- ☐ long sleeve shirt (warm)
- ☐ shirts x6
- ☐ T-shirt
- ☐ socks x6
- ☐ long socks
- ☐ underwear x3
- ☐ bra
- ☐ underwear x6
- ☐ underwear

>  Accessories (0/7)>  Toiletries (0/16)>  Medical/Health (0/19)>  Gadgets (0/3)✓  Misc. (0/12)

Packing Pro



- Very easy to add items to the catalog
- You can create a list from an old list. So on the next cruise you take, just pull up the last cruise.
- You can share your list with others that own the app
- We found it very useful and worth the \$3.
- There is a free version as well.

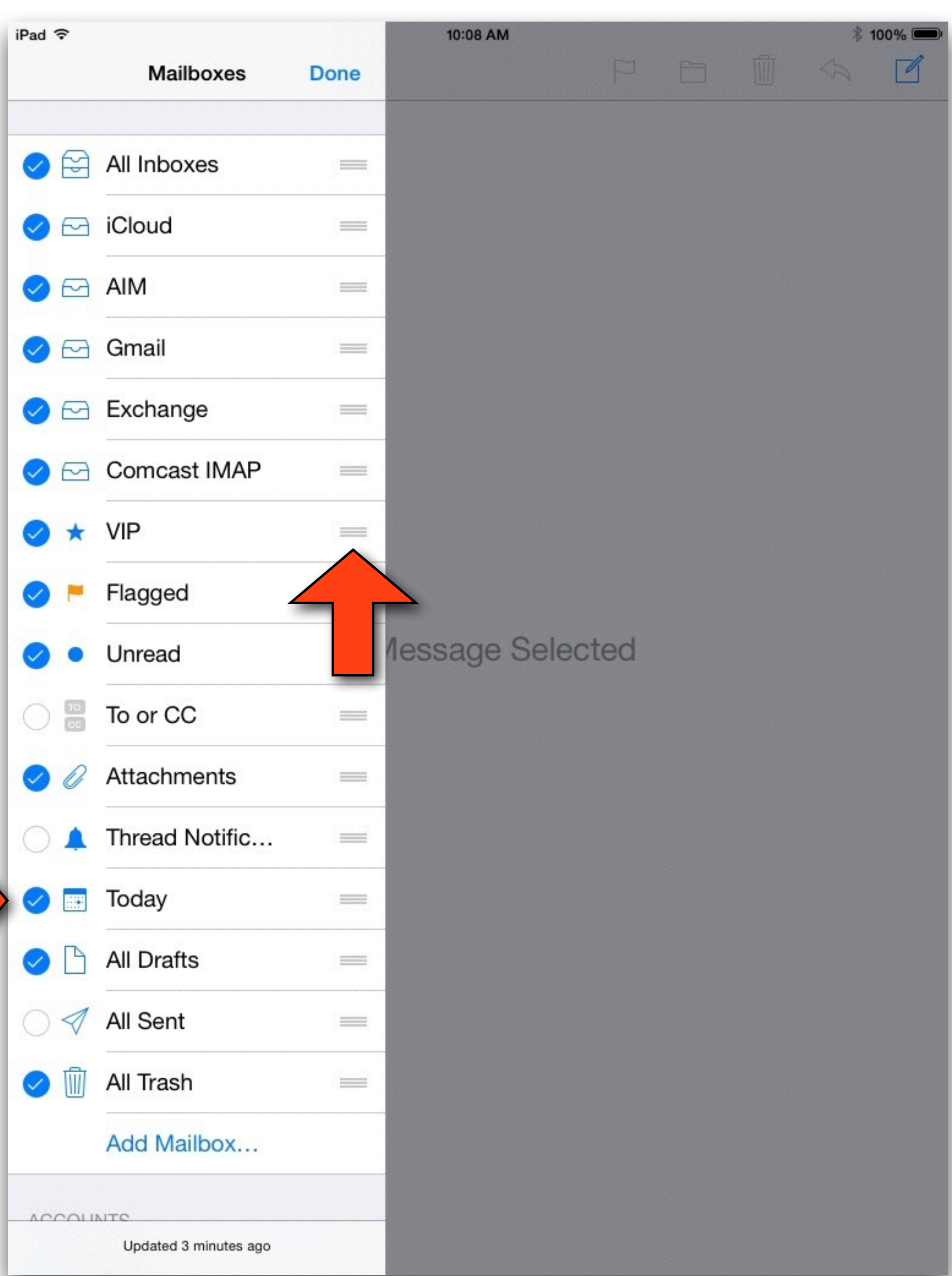

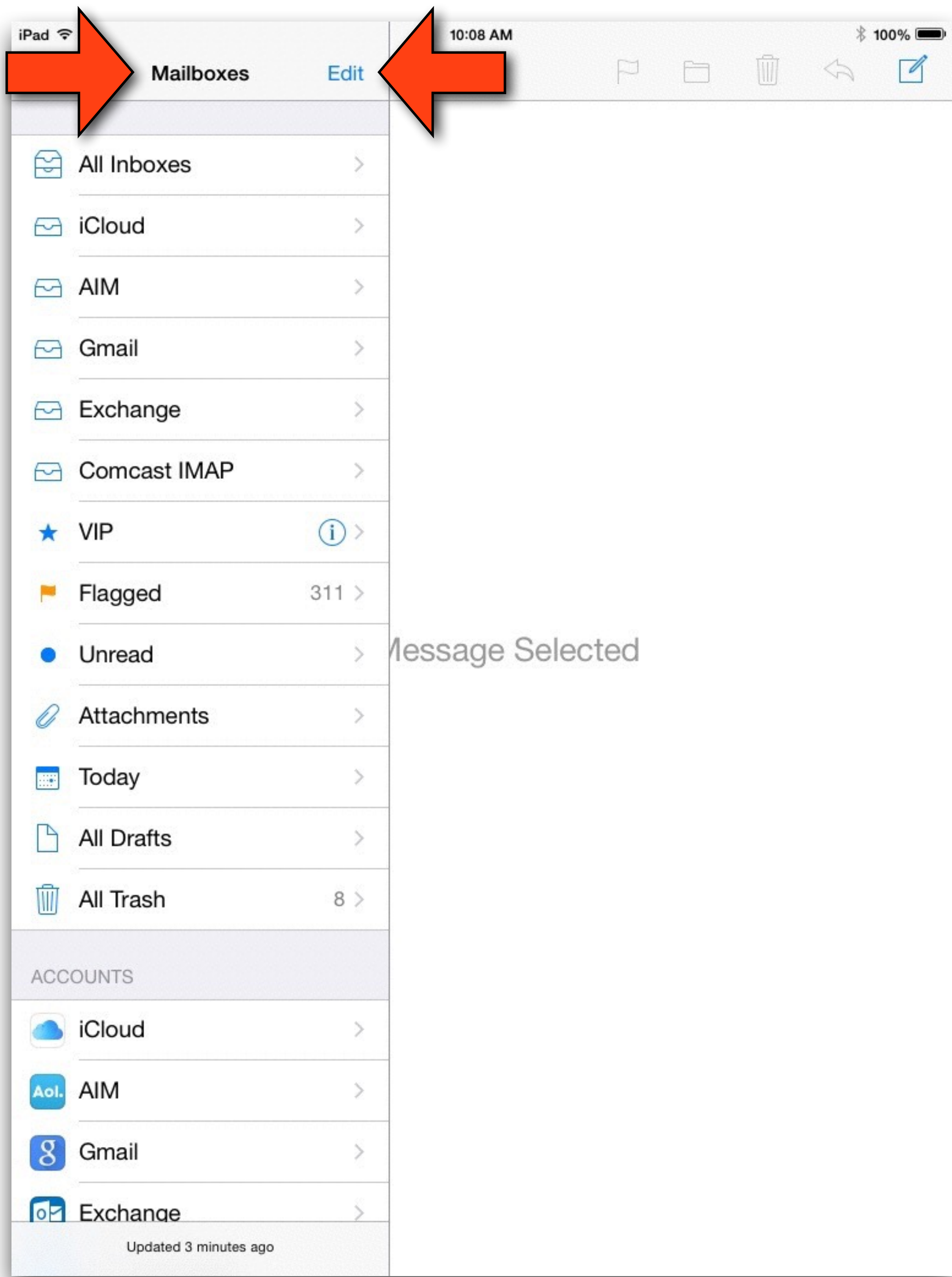
From the Tips App



Smart Mailboxes iOS



- In your iOS mail app, you can add several smart mailboxes that are hidden by default.
- Just go to the mailbox list and tap “Edit”
- Then select the mailboxes you wish to show.
- “Unread” just shows the mail you haven’t read yet
- “Attachments” show mail with attachments. This is good for deleting mail that takes the most space.
- “Today” shows just the mail that has arrived today



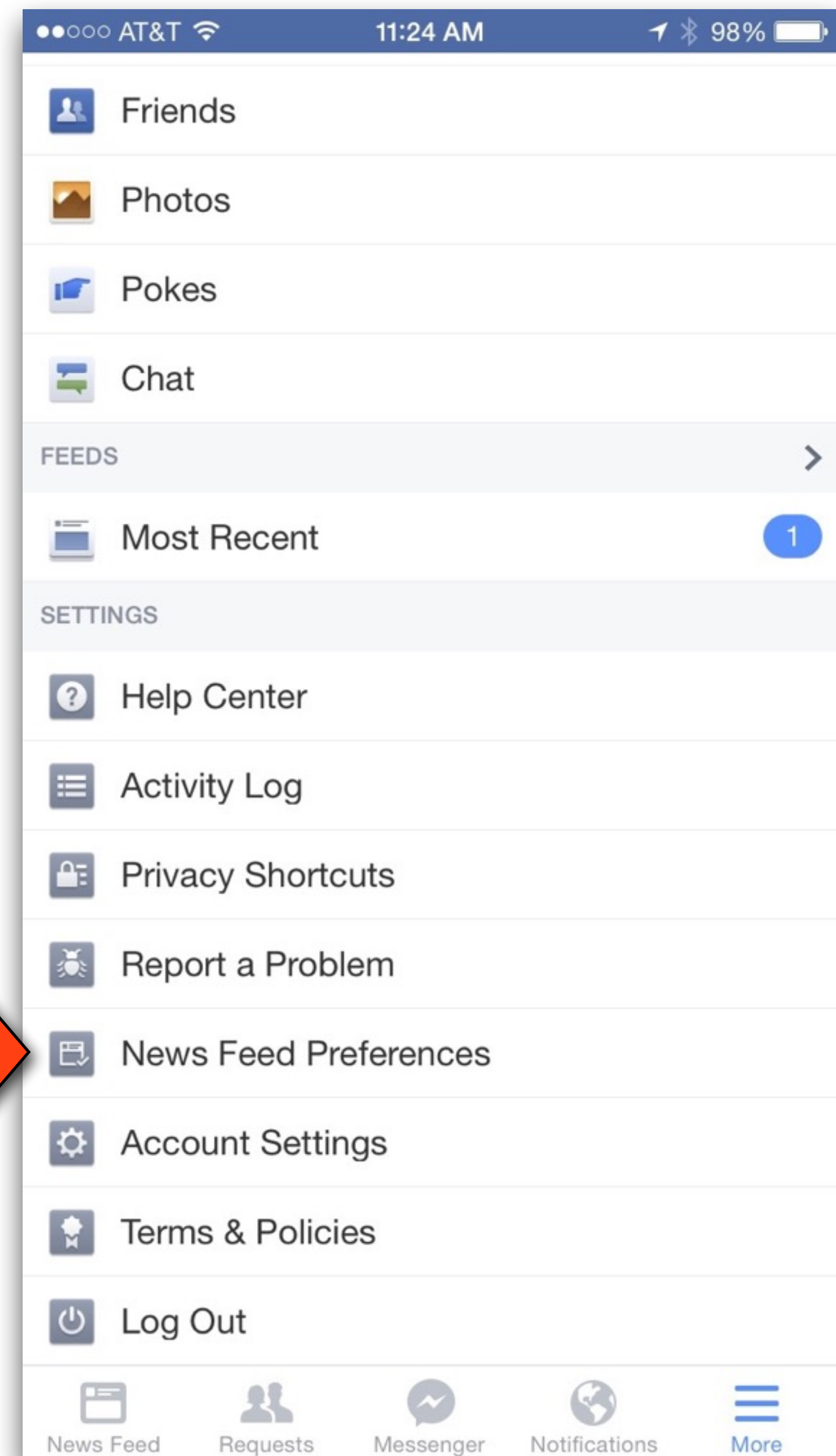

Facebook Tips



Facebook News Feed



- The Facebook iPhone App has added a new feature to help control what shows up in your news feed.
- You can select people/pages that you wish to show up first on your news feed.
- You can unfollow people you don't want to see anymore. (Note if you do this the people will not know you have done this. Different than unfriending them)
- You can undo this by reconnecting
- There is also a section to help discover new pages



Preferences

Done



Take control and customize your News Feed.



Prioritize who to see first



Unfollow people to hide their posts

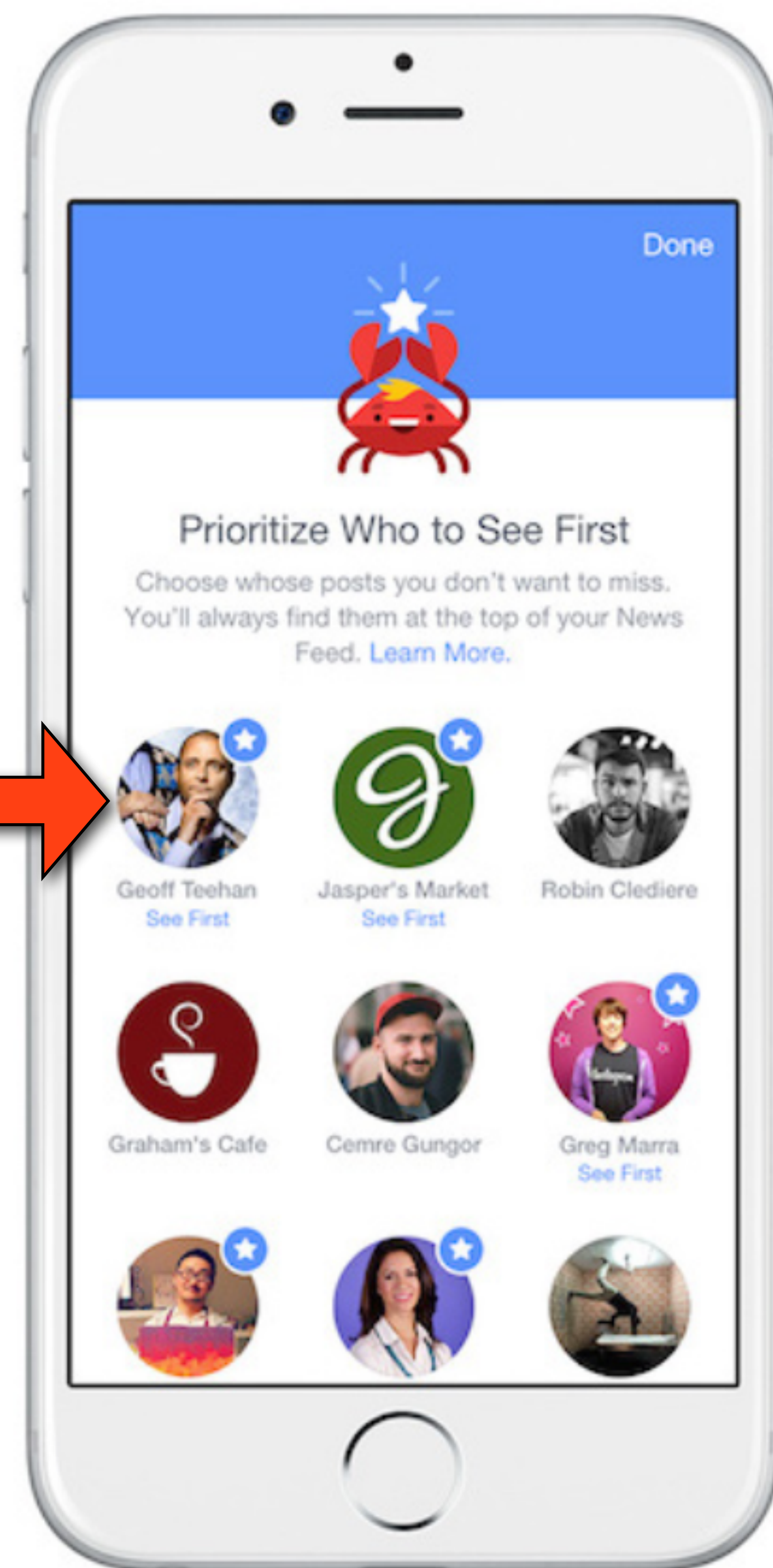



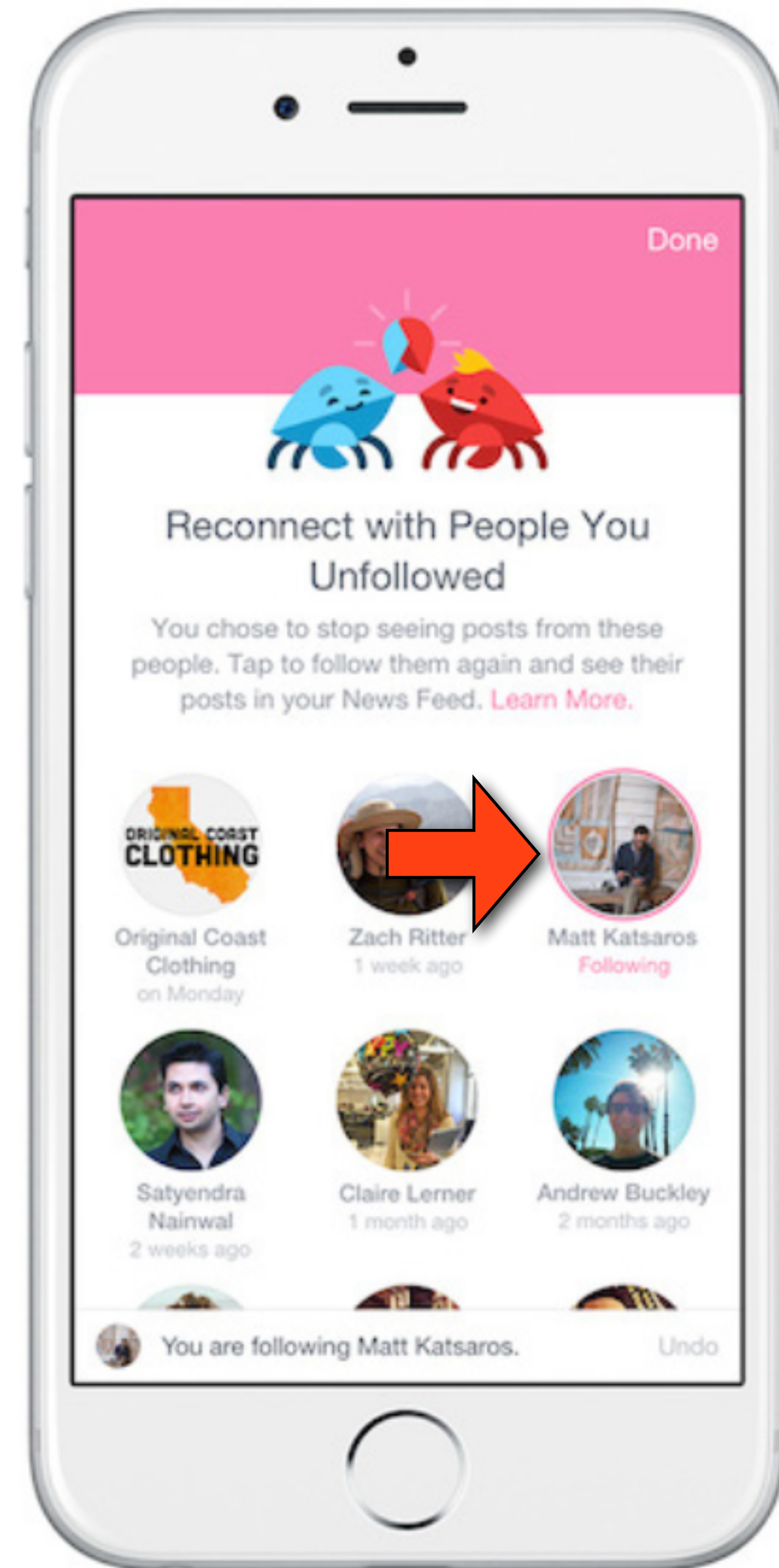
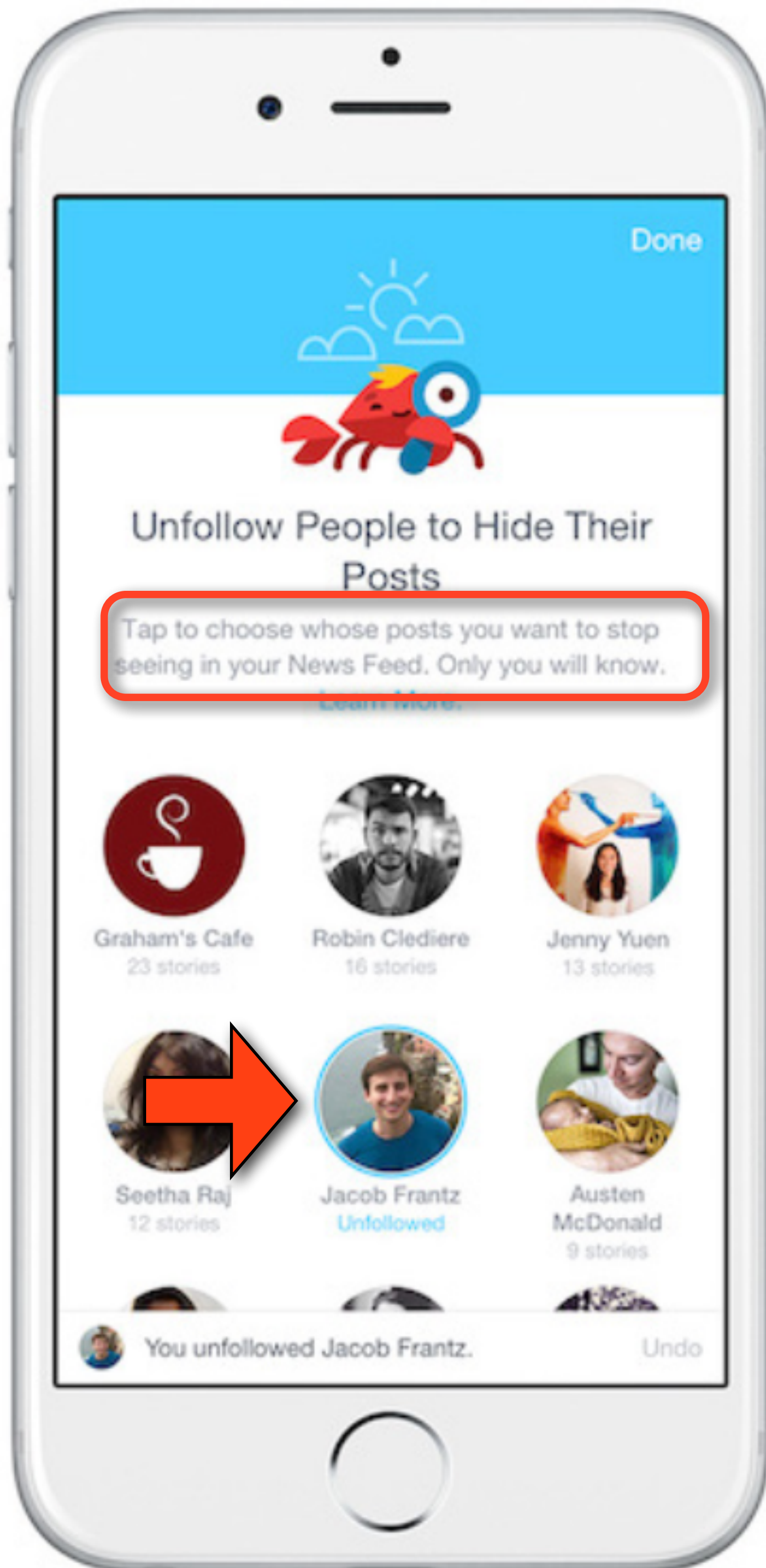
Reconnect with people you unfollowed



Discover new Pages

More options

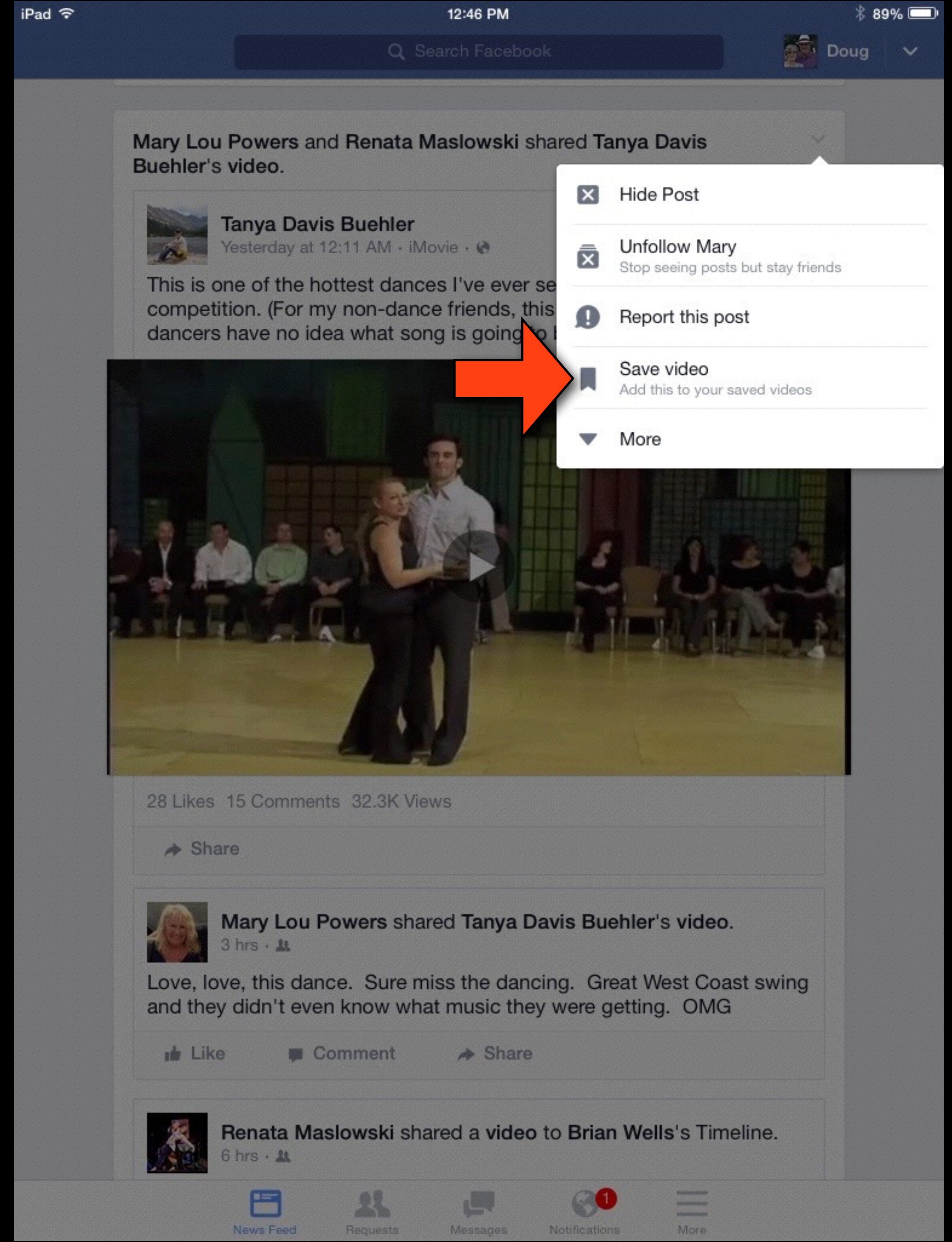


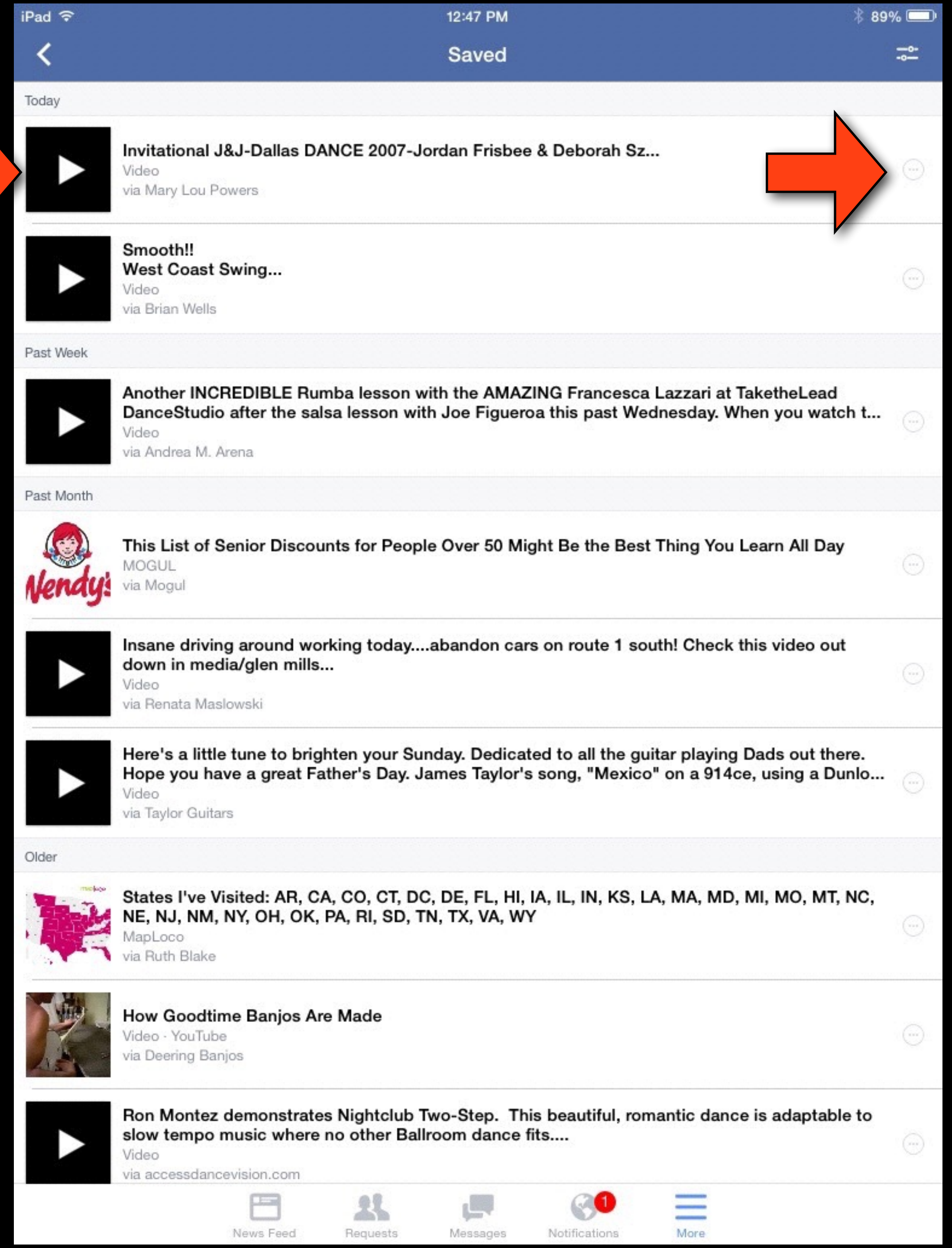
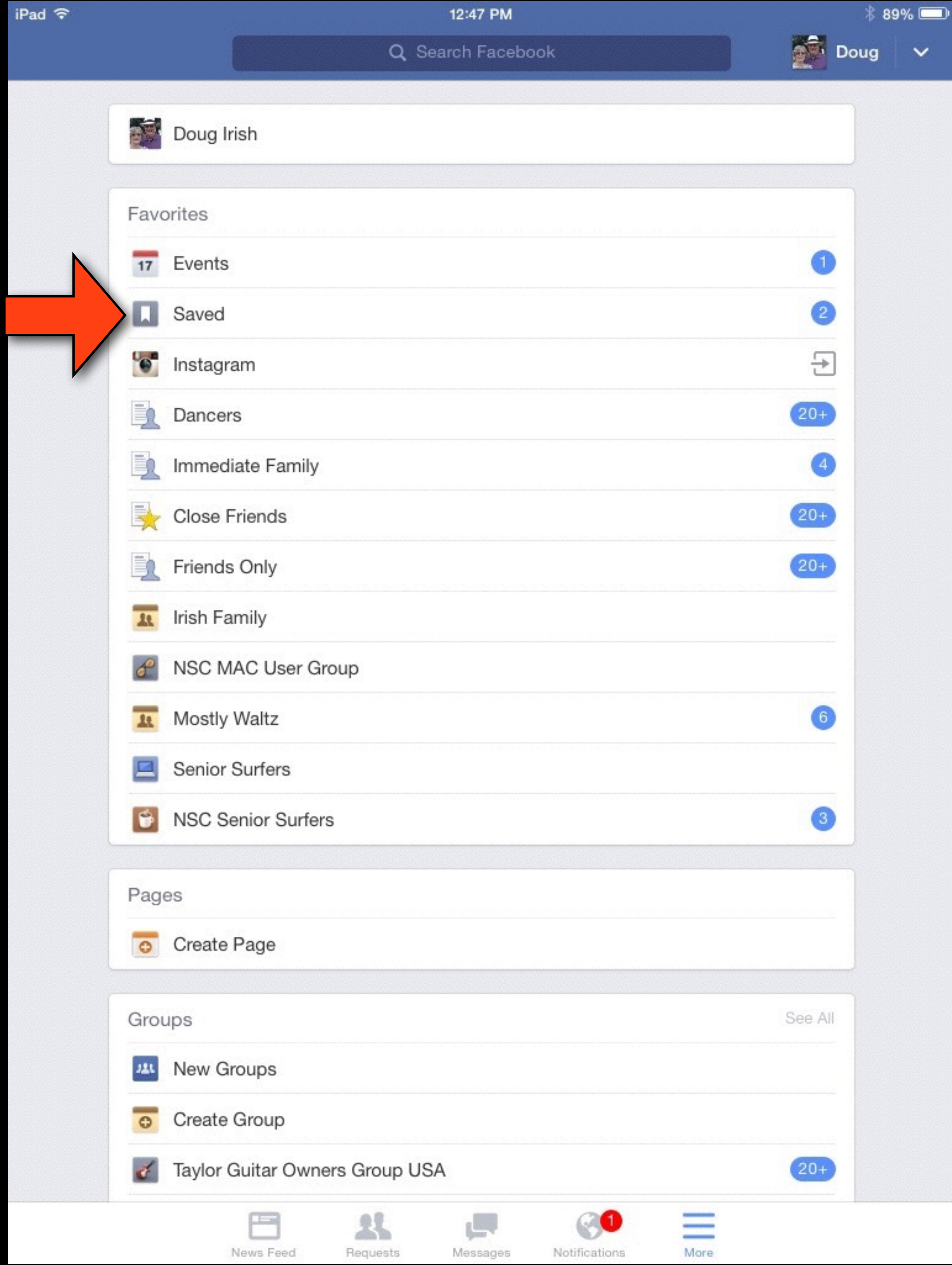


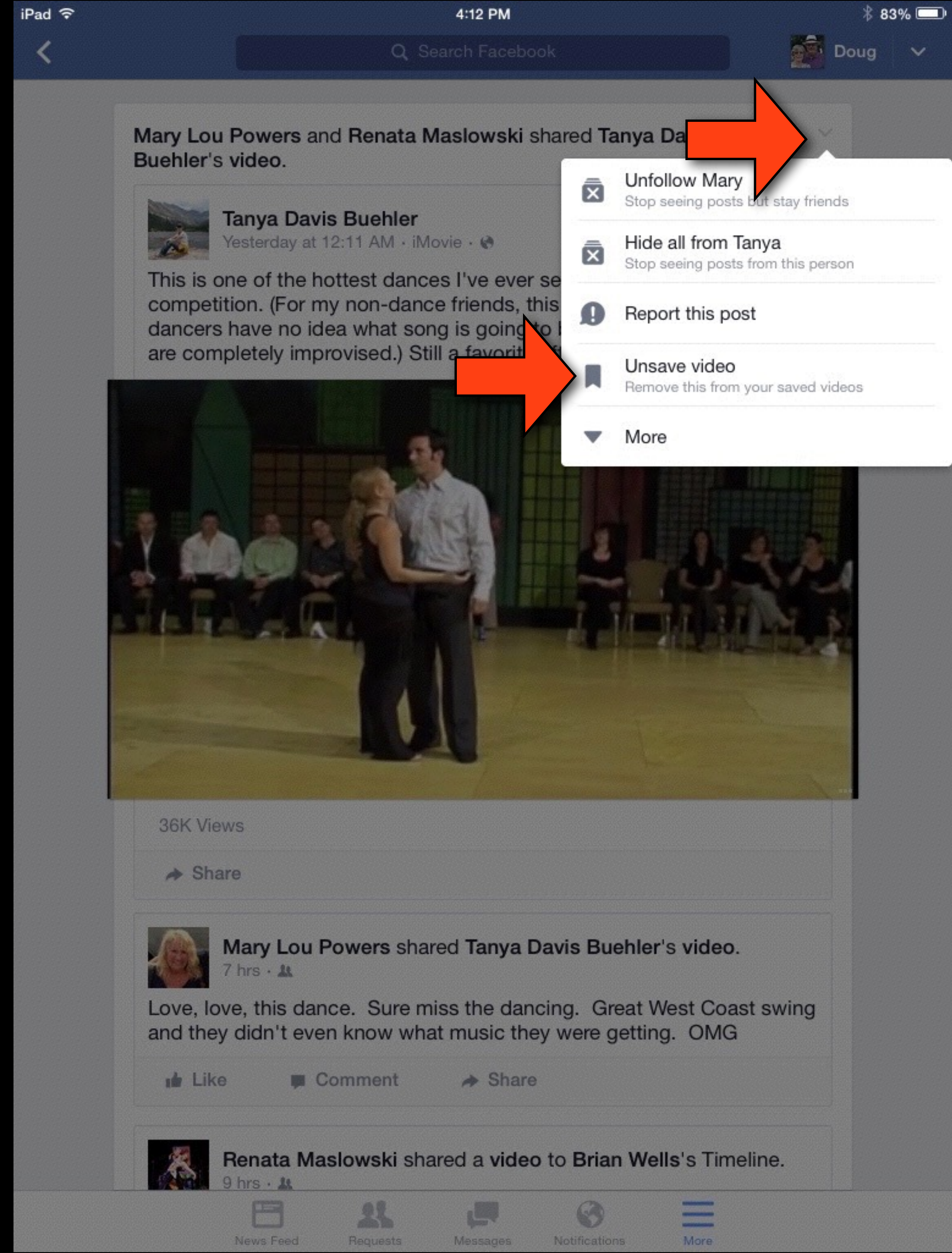
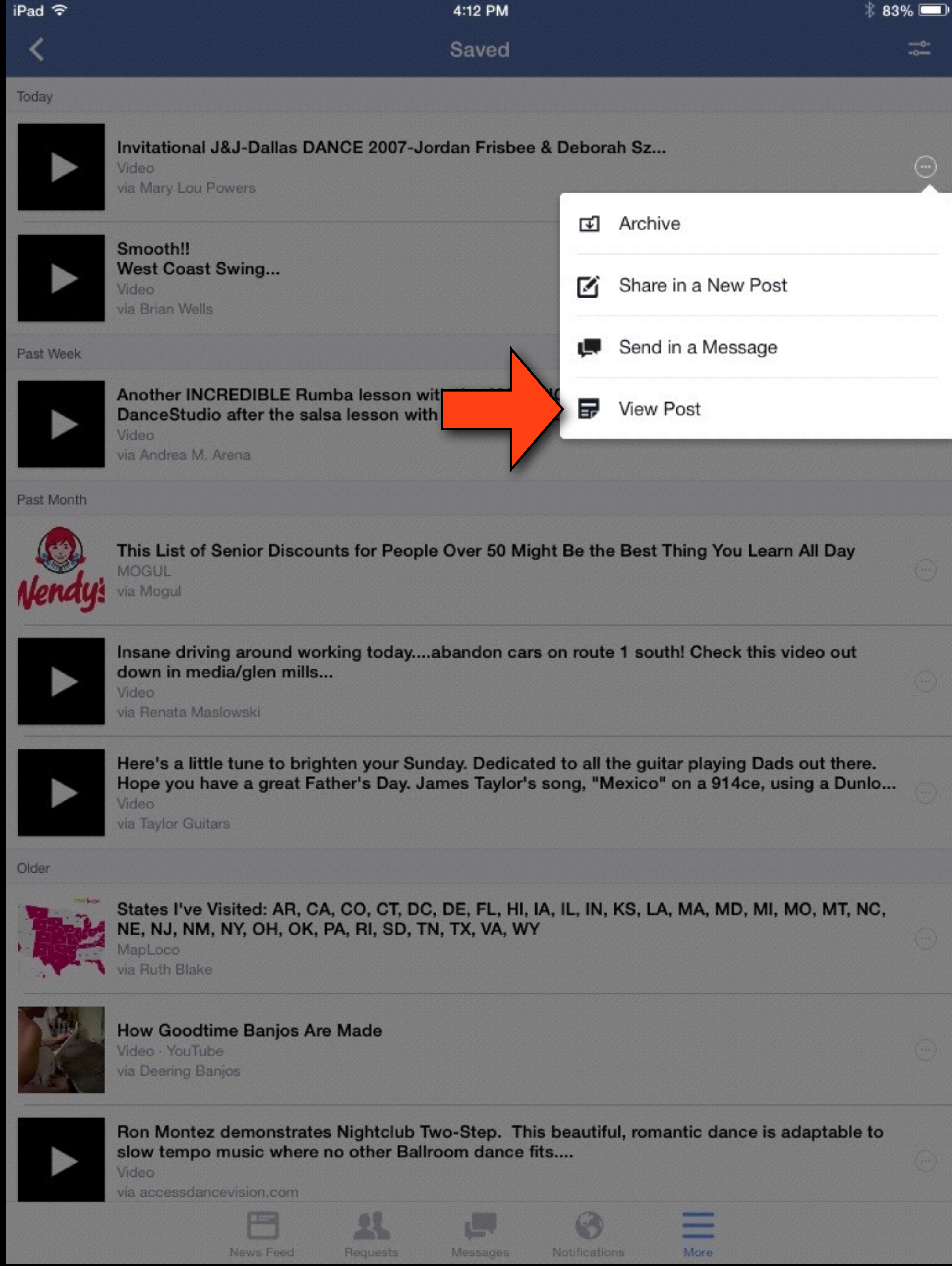
Saving items on Facebook



- Ever see something in your news feed and try to go look at it again later? It can be frustrating trying to find it again.
- You can save and bookmark some of the things you see on Facebook, like the links or videos your friends post, upcoming events and the Pages you visit, to view later.
- From your News Feed: Click the down arrow (v) in the items you wish to save and then select “Save”.
- Then go to “saved items” to view it later.
- Works for video’s, and links, but not photos or normal posts.









Facebook Lookback

facebook.com/lookback



A look back



Any Questions?

Thank You!



*Presentation produced on an iMAC using
Apple's Keynote software