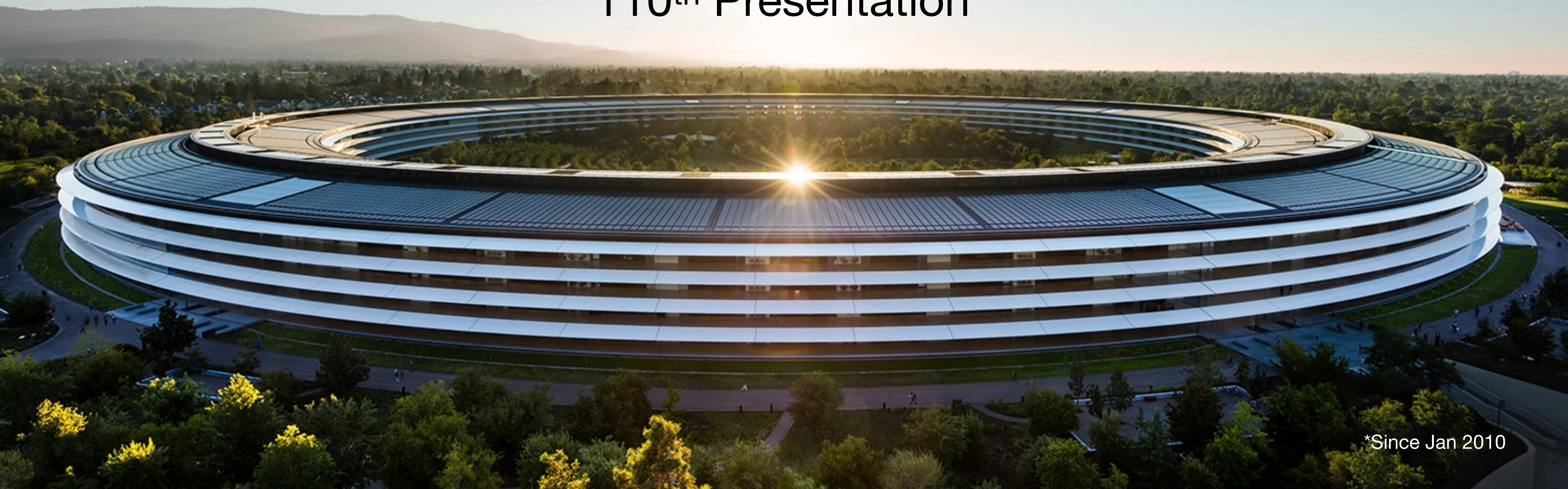




Apple Users Group

January 26th, 2023
110th Presentation*



*Since Jan 2010

Next Meeting

February 23, 2023

Thursday 1:00pm



Veteran's License Designation

Delaware USA **DRIVER LICENSE**

Janice Sample DIRECTOR

SAMPLE

4d **DL No.** 98765438
9 **Class** D
4a **Iss** 07/15/2022 4b **Exp** 04/30/2027

1 **SAMPLE**
2 **JANICE**
8 **2230 HESSLER BOULEVARD
NEW CASTLE, DE 19720-0000**

15 **Sex** 16 **Hgt** 17 **Wgt** 18 **Eyes** 3 **DOB**
F 5'-04" 125 lb BRO 04/30/1970

12 **Restrictions**
NONE
9a **End** NONE
5 **DD** 1234567890123456

Janice Sample

VETERAN

A red arrow points to the **VETERAN** designation in the bottom right corner of the license.

Veteran's License Designation

- Delaware's DMV will mark your drivers license showing that you are a Veteran of the Armed Forces or National Guard
- To obtain this, you must provide proof of military service, by presenting any of the following original documents to the DMV:
 - Military ID
 - NGB-22
 - DD-214
 - DD-256
 - Honorable Discharge Certificate



Veteran's License Designation

- I could not find the appropriate DD Forms, but I did have my Honorable Discharge Certificate
- I took the certificate to the DMV, paid \$10 and had a new license with 15 minutes (Free if done when renewing license)





Apple Military Discount



- Apple provides a military discount of 10%
- I assume that you can use your new license as proof in store
- On line, you can go to https://www.apple.com/shop/browse/home/veterans_military (or Google: apple military discount)
- There you follow the prompts to login or create an [ID.me](https://www.id.me) account
- When completed, you are taken to Apple's Military store which looks identical to Apple's normal store, but all the prices reflect a 10% discount




Veterans and Military Purchase Program

In honor of your service, get special savings on Apple products and accessories.

A 10% discount is available to current and Veteran members of the US Military, National Guard and Reserve. Immediate family members who reside in the same household are also eligible.

To start shopping, verify your Veteran or active military status with ID.me.**



Verify with ID.me**

Apple Card Monthly Installments are not currently available for this offer.***



Veterans and Military Purchase Program

For your service, please enjoy a 10% discount on Apple products and accessories.

Apple Watch Studio is now available. Any case. Any band. Any style you want.

iPhone



iPhone 14 Pro

From \$899




iPhone 14

From \$719



iPhone SE

From \$386



Xfinity Stream App



- The “Xfinity Stream” App lets Comcast cable subscribers play live TV, or anything you’ve DVR’d or purchased, on your iOS or iPadOS device
- Comcast recently added AirPlay support to its Xfinity Stream app
- This allows you to stream content via AirPlay to any compatible device, such as an Apple TV, a Smart TV, or other device with built-in AirPlay
- I recently used this at my daughters house (who doesn’t have Comcast) to watch a DVR’d program on their TV - very nice

New Gadgets/Toys!!



Since we last met

COB Flashlights



COB Flashlights



- COB (Chip on Board) lights are much brighter and more efficient than LED lights
- These particular ones are extremely bright and have 4 modes: 60% high light, 30% low light, and flashing mode
- If you long press for 3 seconds in any mode, it will change to 100% super bright mode (1000 lumens)
- These lights are very small in size and perfect to put in a purse, pocket, or glove compartment for emergency use

COB Flashlights



- They are also very versatile with a built in carabiner, magnet, a tripod mount, and a 180° collapsible bracket which can be hung or placed on any surface at different angles
- Bonus: It even has a bottle opener 😊
- I also like the fact that it's rechargeable (USB-C port)
- The battery can be used for 3-8 hours when fully charged

COB Flashlights



- A USB-C/USB-A charging cable is included so you can use it with any USB-A charger you already own
- It's great as an emergency light or a small work light
- Peg keeps one in her purse, I keep one in my car, and several around the house
- Amazon has many COB lights: I bought a package of 2 for \$17, as well as a single light that came with a small tripod for \$13

COB HeadLamp



COB HeadLamp



- This COB Headlamp provides the same blindingly bright light
- In addition, it includes a standard LED that you can use instead of the COB light
- The LED headlamp has 5 white light modes: COB High Mode, COB Low Mode, LED High Mode, LED Low Mode and Strobe Mode
- It is also rechargeable (USB-C port)
- It has a motion sensor which allows you to turn the light on/off by just waving your hand near the sensor

Syntech USB C to USB Adapter



Syntech USB-C to USB-A Adapter

- Most devices are either using USB-C ports now or are transitioning to them
- Next year's iPhone will likely be USB-C (vs Lightning)
- So what do you do if you still have devices that currently use a USB-A cable?
- One answer is to use an adapter like this that allows you to connect a USB-A device to a USB-C port
- This adapter is compatible with Macs and iPads with USB-C ports

Syntech USB C to USB A Adapter

- It has a male USB-C on one end and a female USB-A at the other end
- I've used it on my iPad Air 4 to connect USB-A flash drives, SSDs, HDDs, a keyboard, as well as a mouse
- All worked without any issues
- These are really handy to keep around for when you need them
- You can currently get two of these on Amazon for \$10

Crucial External SSD



What's in the box:

- Crucial X8 Portable SSD
- USB 3.2 Gen2 Type-C to Type-C USB cable (10Gb/s)
- USB 3.2 Gen1/USB 3.0 Type-C to USB-A adapter (5Gb/s)
- Quick-Start Guide

Crucial X8 SSD



- Another industry trend is replacing HDDs with spinning platters with solid state SSD's
- They are less fragile and faster, with the downside of being more expensive
- However, the price for SSDs continues to come down and I'm probably done with HDDs for any future purchases
- Recently, I wanted a new drive to use with my iPad Air to host videos that I didn't want to take up space on my Air

Crucial X8 SSD



- So I got a 1TB external portable SSD drive for \$80 on Amazon (Crucial X8)
- It has a USB-C 3.1 Gen2 port with read speeds up to 1,050 MB/s and comes with a USB-C cable
- It also comes with a USB-C to USB-A connector if you need it
- It has an aluminum body, and it's supposedly drop proof up to 7.5'
- While it came formatted as ExFat, I reformatted it to Apple's APFS file system to use in on my iMac & iPad 4

USB-C iPad Hub



USB-C iPad Hub



- I use my iPad to present these talks and need separate ports for sound (1/8" audio), video (HDMI), and power (PD USB-C port)
- I currently use a “Twelve South StayGo Mini” hub to provide this functionality (\$59 on Amazon)
- This hub has 4 external ports: USB A, USB C power delivery, HDMI and a 3.5 mm audio jack
- And so far it’s worked great! 🙌

USB-C iPad Hub



- I recently saw a similar device that had the same features as the 12 South unit, but had a total of 9 ports
- The 5 additional ports were: an USB-C Data port, 3 USB 3.0 ports, and a SD & microSD card reader
- In addition it was less expensive (\$36)
- I'm currently using it to test my setup at home and to provide additional ports to my iPad
- Here's the Amazon link in case you want to look at it <https://a.co/d/96HsiAi>

Anker Chargers





Anker USB-C Chargers



- There's a theme here: Moving to USB-C
- These particular chargers are GaN chargers which are more efficient and smaller than their predecessors
- Several companies make good chargers, but I'm partial to Anker
- I recently obtained some additional (20W minimum) USB-C chargers for when I travel
- You need at least 20W chargers to enable fast charging on iPhones, or an 🍏 Watch

Anker 521 Charger



- The Anker 521 (Nano Pro) 40W Charger is available in 4 colors on Amazon for \$36
- It has 2 USB-C ports: So you can simultaneously charge your 🍏 Watch and your iPhone/iPad at the same time, at full speed (20W each port)
- Anker's Advanced Safety Features actively monitors temperature, and adjusts power output to safeguard connected devices

Anker 511 Charger



- The Anker 511 (Nano 3) is a Small GaN single port USB-C charger for \$22 on Amazon
- It provides 30W of power into a very small charger
- It has foldable plugs for easy travel and comes in 5 different colors
- It delivers high speed 30W charging for iPhones, and can power up your iPad Air (5th Generation) to 50% in just 45 minutes
- It also has Anker's Advanced Protection features

Apple Watch 8



Apple Watch 8



- I've had an Apple Watch 3 since 2017, and while hesitant at first, I've since found it to be one of my favorite gadgets
- I upgraded my watch to a Series 7 last year because the Series 3 no longer supported the latest WatchOS
- Peg had not been interested in a watch until recently
- We went to the Apple Store just before Christmas and Peg tried some on, looked at bands and sizes
- She liked what she saw and decided to get one

Apple Watch 8



- She got a Series 8 with a starlight Aluminum body and the Storm Blue Sport Loop (pictured)
- Peg (like me) absolutely loves her new watch
- She especially likes closing her rings, using the timers/alarms as well as the Walkie Talkie function (more on that later)
- BTW, I'm starting to get a complex as Peg now has a newer Apple Watch, a newer iPad, and a newer Mac than I do

New Announcements



iPad 10th Generation



iPad 10



- In October of last year, Apple introduced new iPads: The iPad 10, the 11" iPad Pro 4, and the 12.9" iPad Pro 6
- The iPad 10 got a faster A14 Bionic chip
- It's also been completely redesigned, and now has the same form factor as the iPad Air and iPad Pros
- It has an all-screen design (no front home button) with a larger 10.9" display (vs. the 10.2" iPad 9)
- Touch ID moves to the top button of the iPad just like the iPad Air 4 & Air 5 (IMHO, much better than the front button)

iPad 10




- Like its higher end siblings, it now has a USB-C port
- It has an updated Ultra Wide 12MP front camera located at the center of the landscape edge of iPad vs the top of the portrait edge, which allows for a better video calling experience
- It includes Center Stage which changes the view on a video call depending on the subject's location
- It also has an improved 12MP back camera

iPad 10



- It has Wi-Fi 6 and the cellular models support 5G
- It supports the Apple Pencil 1 (not the Apple Pencil 2)
- There's an all-new Magic Keyboard Folio, designed specifically for the iPad 10 (which I think is better than the current Magic Keyboard Folio's available for the Air and Pro models)
- It has a two-piece design which allows you to easily magnetically remove and reattach the keyboard or the entire folio depending on how you want to use it

iPad 10 Magic Portfolio





iPad 10




- Dual microphones work in unison with the cameras, capturing audio from the camera being used
- It has new landscape stereo speakers for improved sound
- It comes in 4 colors: blue, pink, yellow, and silver and starts at \$449
- The iPad 9 (\$329) will continue to be sold for those who want the least expensive iPad or prefer the old form factor

My Take

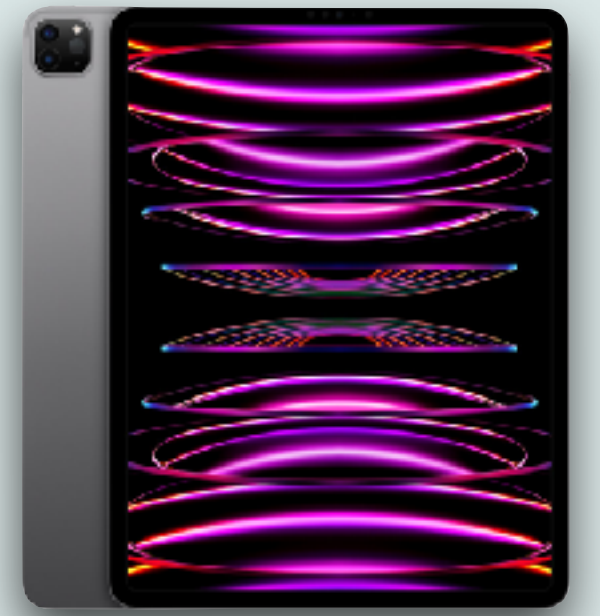


- I really like the new form factor and the new location of the FaceTime camera
- I think it has the best and cheapest Magic Keyboard if you want it (\$249)
- I would be hard pressed to tell at a glance that this is not an Air or Pro model
- I think 64GB is not enough storage, go for the 256GB model
- This is the iPad I'd buy if I were in the market

New iPad Pros

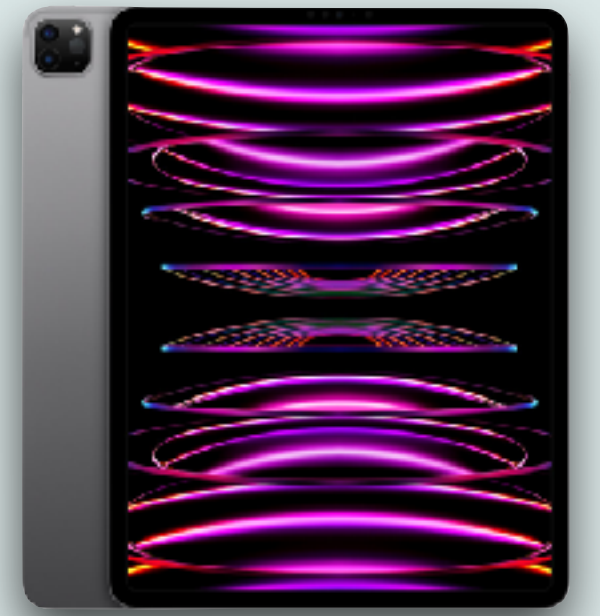


iPad Pros



- Apple also announced new 11” and 12.9” iPad Pros
- This is the 4th generation of the 11” model and the 6th generation of the 12.9” model
- They are available in silver and space gray finishes with 128GB, 256GB, 512GB, 1TB, and 2TB configurations
- There is not a lot of difference between these models and their predecessors other than the chip and radio speeds
- These models both include the new M2 advanced chip

iPad Pros




- The M2 chip has 15 percent faster CPU performance and up to 35 percent faster graphics performance than the previous model
- It also has a 40 percent faster Neural Engine to accelerate machine learning tasks and 50 percent more memory bandwidth
- Bluetooth improves from version 5.0 to 5.3, and WiFi improves from WiFi 6 to WiFi 6E
- The Apple Pencil 2 is now detected up to 12 mm above the display
- This allows users to see a preview of their mark before they make it allowing users to sketch with even greater precision



Current iPads - Features



Storage	iPad 9	iPad 10	Mini	iPad Air 5	iPad Pro
Release Date	Mar 22	Oct 22	Oct 22	Oct 22	Oct 22
Screen Size	10.2"	10.9"	8.3"	10.9"	11"/12.9"
Chip	A13	A14	A15	M1	M2
Security Id	TouchID Home button	TouchID Top Button	TouchID Top Button	TouchID Top Button	FaceID
Storage (GB)	64,256	64,256	64,256	64,256	128,256,512,1TB,2TB
Pencil Gen	1 st	1 st	2 nd	2 nd	2 nd
WiFi	5	6	6	6	6E
Bluetooth	4.2	5.2	5.0	5.0	5.3
Connector	Lightning	USB C	USB C	USB C	USB C (Thunderbolt)




Current iPads - Pricing *




Storage	64GB	128GB	256GB	512GB	1TB	2TB
iPad 9	\$329	-	\$479	-	-	-
iPad 10	\$449		\$599			
iPad mini 6	\$499	-	\$649	-	-	-
iPad Air 5	\$599	-	\$749	-	-	-
11" iPad Pro	-	\$799	\$899	\$1,099	\$1,499	\$1,899
12.9" iPad Pro	-	\$1,099	\$1,199	\$1,399	\$1,799	\$2,199

* Original iPad \$499 (16GB) in 2010

New Mac Minis




Mac M2 mini



- Apple announced an updated Mac mini with the same form factor as previous models but a \$100 lower entry price (\$599)
- The biggest difference is the new more powerful M2 and M2 Pro chips
- The M2 models come with 8GB of memory, and can be upgraded to 16GB or 24GB
- The M2 Pro models come with a standard 16GB of memory, and can be upgraded to 32GB of memory

Mac M2 mini



- The M2 models come with 256GB of SSD storage upgradeable to 512GB, 1TB, and 2TB
- The M2 Pro models come with 512GB of SSD storage upgradeable to 1TB, 2TB, 4TB, and 8TB
- Both models come with the following ports: Ethernet, HDMI, 2 USB-A, 2 thunderbolt, and a headphone jack
- The M2 Pro comes with 2 additional Thunderbolt 4 ports
- The new Mac mini supports Wi-Fi 6E and Bluetooth 5.3
- All previous Mac mini models have been discontinued

New Mac Mini's Ports




M2 Mac Mini



M2 Pro Mac mini

My Take



- These are very attractive Macs in term of value
- Note that you have to provide your own monitor, video cam, keyboard, and trackpad/mouse (Included in an iMac)
- I prefer an iMac, but monitors last so much longer than computers, and it seems so wasteful to have to dispose of the great iMac displays when you upgrade the computer
- The 27" studio display is expensive (\$1600) but would last several generations of Mac minis
- I think the 256GB storage option is too small - consider at least the 512GB or the 1TB (or more) option



Apple's Desktops



	Mac mini	iMac 24"	Mac Studio	Mac Pro
Release Date	Jan 23	May 21	Mar 20	Dec 19
SOC	M2/M2 Pro	M1	M1 Max/M1 Ultra	Intel Xeon W
Max Memory (GB)	24/32	16	64/128	1.5TB
Max Storage (TB)	2/8	2	8	8TB
Ethernet (Gb)	1,10	1,10	10	10 (Dual)
USB-A Ports	2	0	2	2
USB-C Ports	-	0 or 2	0	0
Thunderbolt Ports	2/4	2	4	6
WiFi/Bluetooth	6E/5.3	6/5.0	6/5.0	5/5.0
Starting Cost	\$599/\$1,399	\$1,299	\$1,999/\$3,999	\$5,999

New MacBook Pros



MacBook Pro



- Apple has updated its 14" & 16" MacBook Pros, by upgrading the chips to the M2 Pro and M2 Max providing a speed increases of up to 30%
- The new MacBook Pro's have the same form factor as the previous generation
- They have three Thunderbolt 4 ports, an HDMI port, an SD card slot, a 3.5mm headphone jack, MagSafe 3 for charging, a 1080p FaceTime HD camera, and a six-speaker sound system

MacBook Pro



- Both models offer one additional hour of battery life over their predecessors, going from 17 to 18 hours on the 14" model, and 21 to 22 hours on the 16" model
- Both models are now available with up to 96GB of unified memory, and up to 8TB of SSD storage
- The new MacBook Pro models support Wi-Fi 6E, and Bluetooth 5.3
- Pricing starts at \$1,999 for the 14" MacBook Pro and at \$2,499 for the 16" MacBook Pro

My Take



- These laptops are beasts and probably more than most people need
- They are aimed primarily at Pros: Photographers, Videographers, Developers...
- Make sure that the minimum storage (512GB) is sufficient
- If I was in the market for a laptop, I'd certainly look first at last year's MacBook Air (M2)



Apple's Laptops



	MacBook Air	MacBook Pro 13"	MacBook Pro 14"	MacBook Pro 16"
Release Date	Jul 22	Nov 22	Jan 23	Jan 23
SOC	M1/M2	M2	M1Pro/M1Max	M1Pro/M1Max
Screen Size	13.3"/13.6"	13.3"	14.2"	16.2"
Memory (GB)	8,16 / 8,16,24	8,16,24	16,32 / 16,32,64,96	16,32 / 16,32,64,96
Storage	256,512,1TB, 2TB	256,512,1TB, 2TB	512,1TB,2TB,4TB,8TB	512,1TB,2TB,4TB,8TB
Battery Life (hrs)	15	17	12	15
Starting Cost	\$999/\$1,199	\$1,299	\$1,999/\$3,099	\$2,499/\$3,499

HomePod 2



HomePod 2



- Apple has announced the HomePod 2, a successor to the full-size HomePod that was discontinued 2 years ago
- The external design is almost identical to the original model, just slightly shorter
- The new HomePod has a \$299 starting price, is available to order now, and will begin arriving on February 3
- The new HomePod supports spatial audio either as a single HomePod or as a stereo pair

New HomePod



- It has five tweeters, which is down from the seven tweeters in the original model
- The mic array has also dropped from six microphones down to four microphones
- It has a faster S7 chip, compared to the A8 chip in the original HomePod and the S5 in the HomePod mini
- Like the old one, it supports multi-room audio and stereo pairing

New HomePod



- There are built-in sensors for temperature and humidity that can be used to control HomeKit accessories
- Apple also announced these sensors also exist on the HomePod Mini, and will also be enabled with a future software update
- The new HomePod will support Sound Recognition (this spring)
- This can listens for smoke and carbon monoxide alarms, and send a notification directly to your iPhone if a sound is identified
- Apple has also added a U1 chip to the full-size HomePod for the first time that is used for more advanced and reliable Handoff features

My Take





- Apple basically reintroduced a HomePod, almost identical to the original, at the same price that the original sold at when it was discontinued
- Why? - I think the Mini has been very popular and people have been requesting the bigger model
- I have an original HomePod and it sounds great, and Apple “says” this sounds even better
- Unfortunately, you can only stereo pair HomePods of the same model - You can’t pair this with the original
- It’s nice that the full size speaker is back as an option

Apple Watch - Walkie Talkie App



Walkie Talkie




- Walkie-Talkie is a communication app for  Watch and a real-time way to talk back and forth with other Apple  users — similar to a physical walkie-talkie
- To use Walkie-Talkie, both users need to set up the FaceTime app on your iPhone, and be able to make and receive FaceTime audio calls
- Peg and I use this a lot within our house which reduces the amount of hollering up and down the stairs when we don't know where the other person is located

**90% OF BEING
MARRIED IS JUST
SHOUTING
'WHAT' FROM
OTHER ROOMS.**

Walkie Talkie




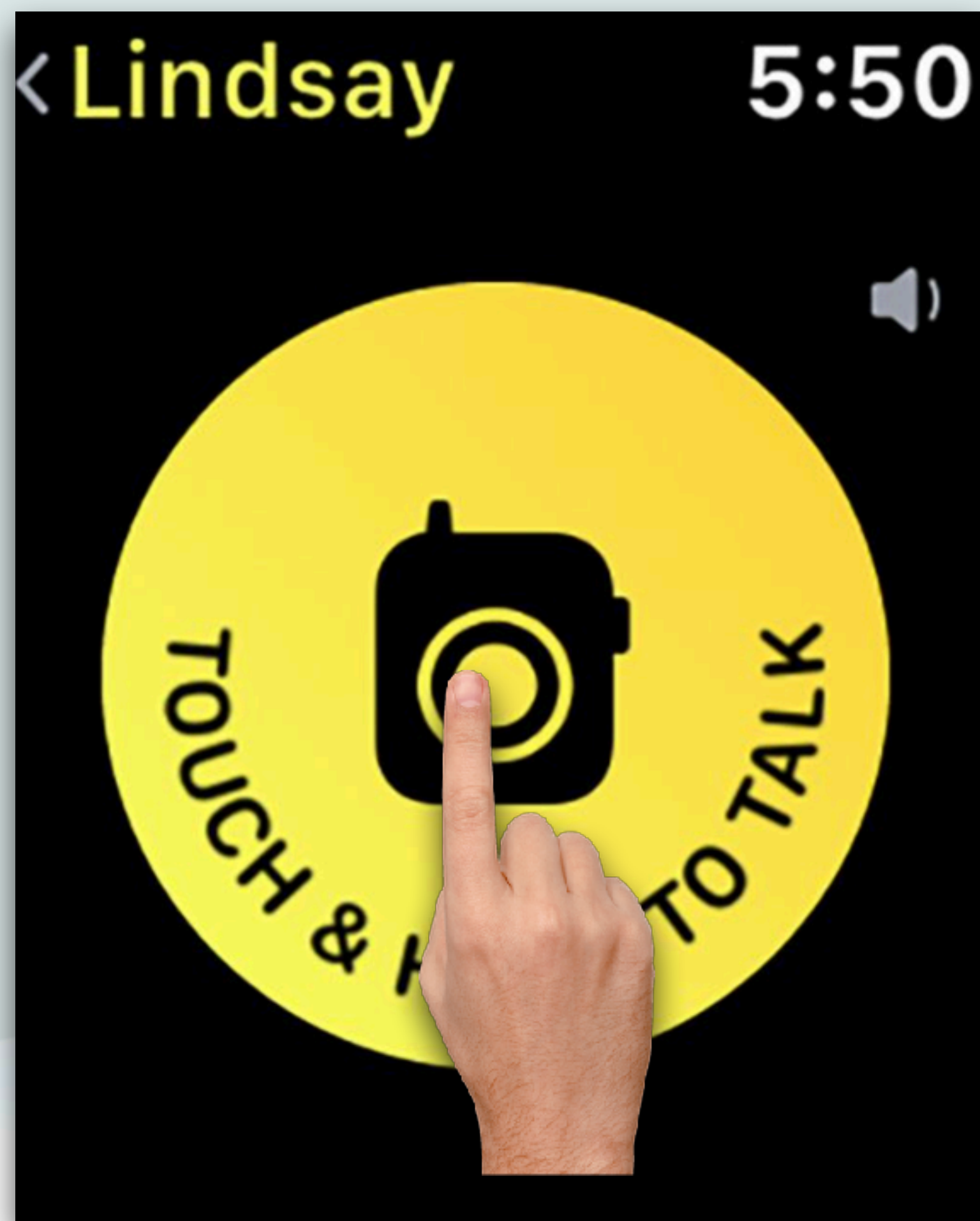
- To begin, you need to add a friend to the Walkie-Talkie app
 - Open the Walkie-Talkie app on your  Watch, Tap “Add Friends”, then choose a contact
 - Wait for your friend to accept the invitation - Their contact card stays gray and appears under “Friends You Invited” until they accept
- To accept a Walkie-Talkie invitation, Tap “Always Allow” in the notification
- After they accept, their contact card turns yellow, and you and your friend can talk instantly




Walkie Talkie



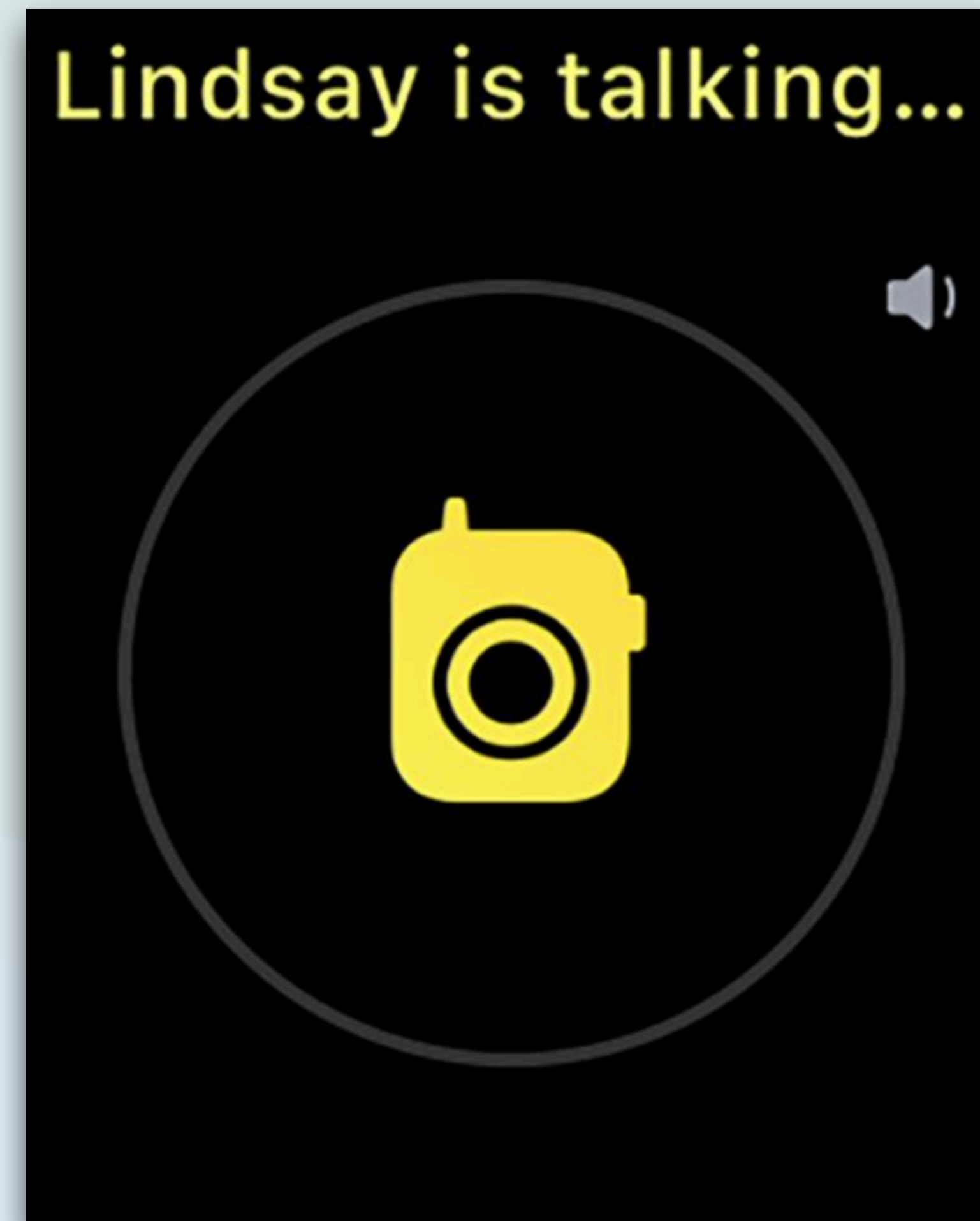
- To start a Walkie-Talkie conversation, Open the Walkie-Talkie app and Tap the friend you wish to talk to
- Touch and hold the talk button, then say something
- If you see "connecting" on the screen, wait for Walkie-Talkie to connect
- After Walkie-Talkie connects, your friend can hear your voice and talk with you instantly
- You can turn Walkie-Talkie on/off in the  Watch Control Center



Ready to Talk



Talking



Listening



My Take

- This has been very useful for us (and fun)
- There is an 🍏 Watch complication for Walkie Talkie
- We've seen some issues where I call Peg, she hears it, but has trouble talking back (?)
- It will automatically disconnect when idle, so you have to reconnect the next time you use it
- It works if you are both connected to Wi-Fi at different locations
- I think it also works over cellular if you have FaceTime enabled to work over cellular (although we've done only limited testing)



Control Center



Complication



Reconnect

Quick Tips

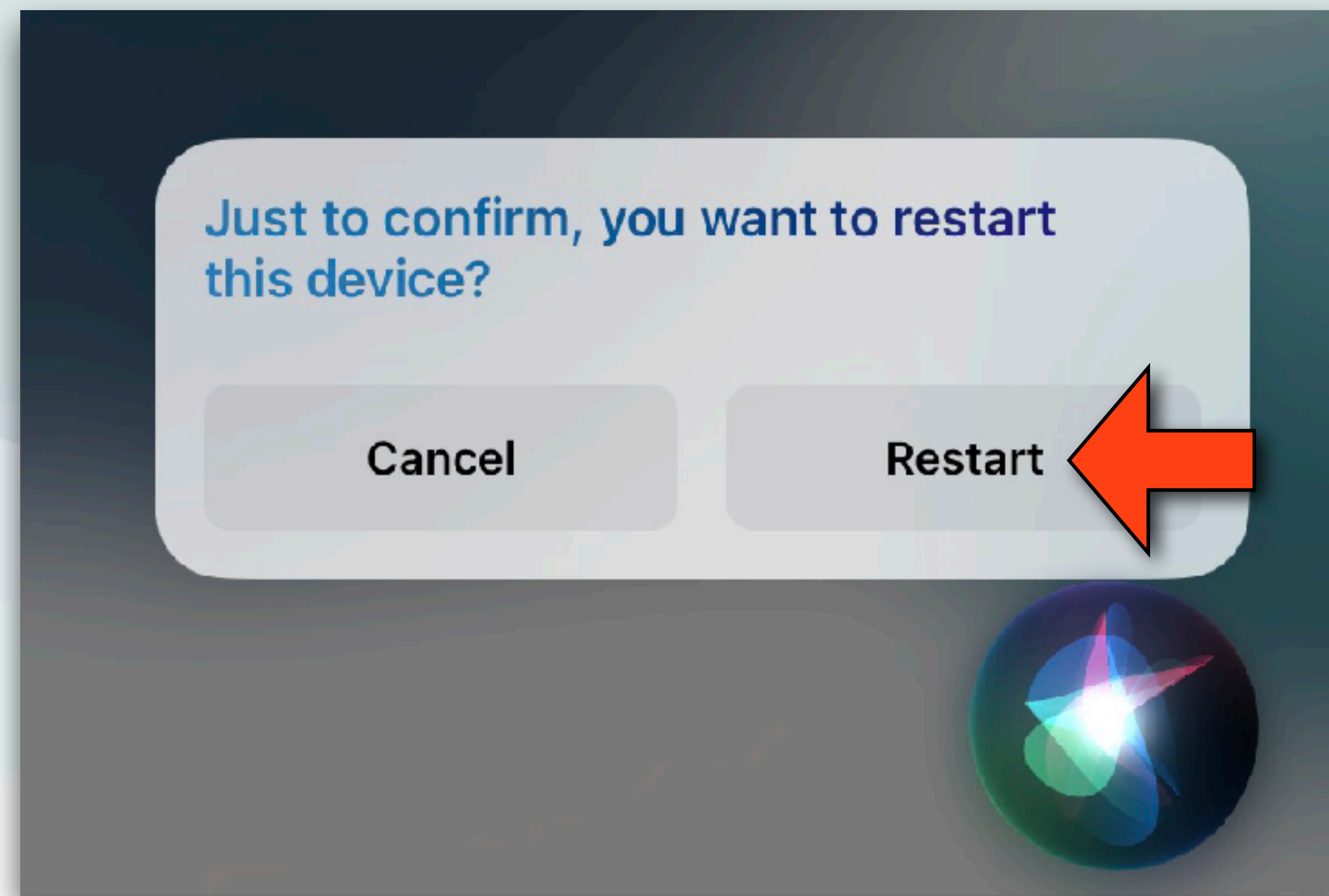


Quick Tip



- Want an easy way to restart your iPhone or iPad?













“Hey Siri, restart iPhone (iPad)”





Selecting Text Mac



- You can click and drag to select text, but sometimes it's easier, faster and more accurate to use the following keyboard shortcuts:
 - Shift+( or ): Selects previous or next character
 - Shift+( or ): Selects previous or next line of text
 - Shift+Option+( or ): Selects previous or next word
 - Shift+Option+( or ): Selects previous or next paragraph
 - Shift+Command+( or ): Selects all text above or below cursor
 - Shift+Command+( or ): Selects all text to the left or right of the cursor
 - Command+(a) : Selects all text

Apple Watch Timers



- A really good tip (especially for cooking):
 - Press the crown on your watch for Siri and say “Set Turkey timer for 5 minutes”
 - Substitute for “Turkey” and “5 minutes” as you desire
- You can do multiple timers at the same time
- Open up the timer app to see current status at any given time
- Since it’s on your watch, you can use anywhere and get notified anywhere

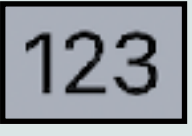


Quick Set Timer - iPhone



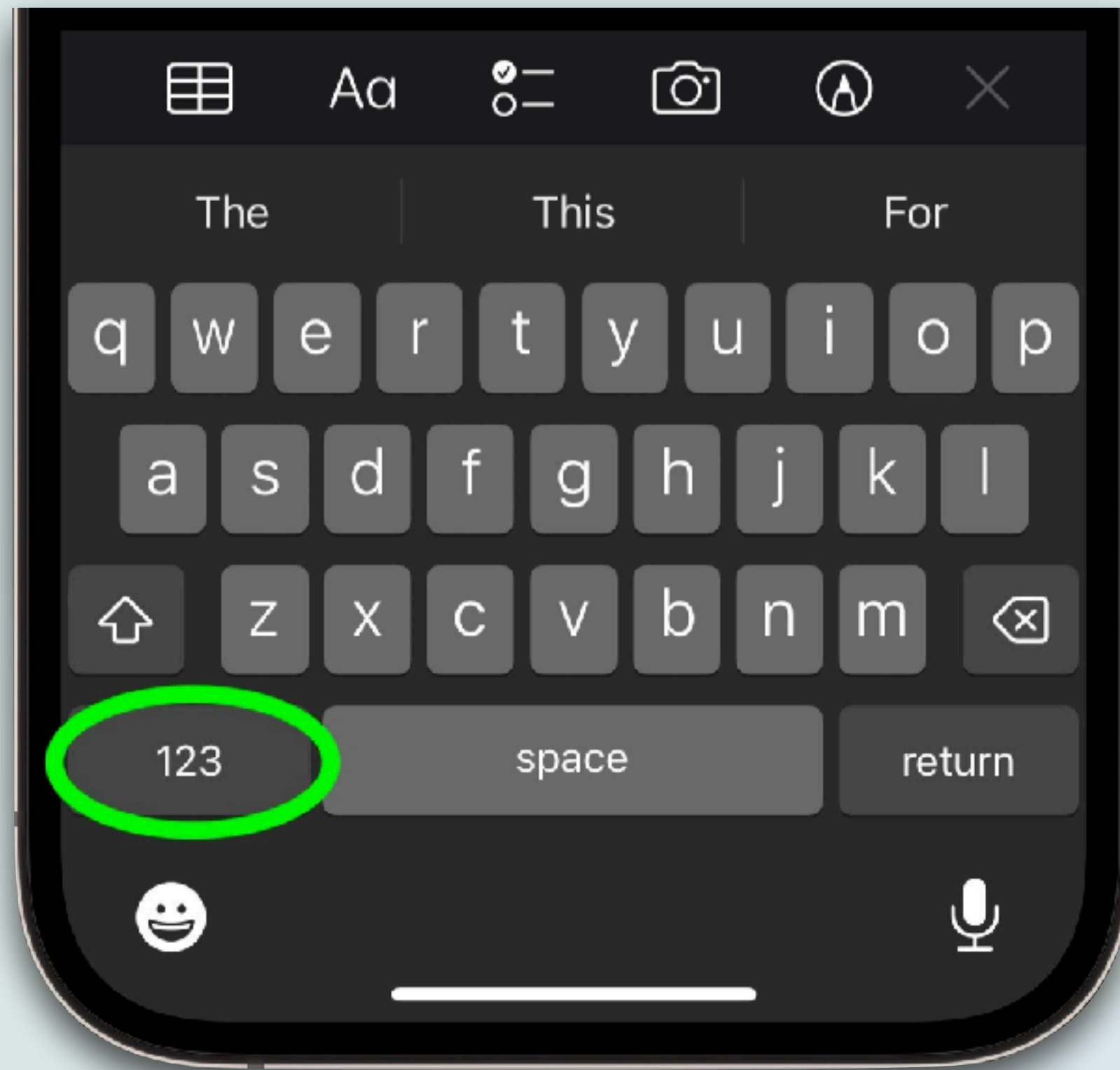
- To set a timer quickly, invoke Control Center and “long press” the Timer button
- Swipe up on the slider to set a timer duration, then hit Start
- Note that each tile in the slider increases the timer duration in the following steps: 1, 2, 3, 4, 5, 10, 15, 20, 30, and 45 minutes, and 1 or 2 hours
- If you need a longer or more specific duration, just ask Siri to set the timer

iOS Keyboard Tip

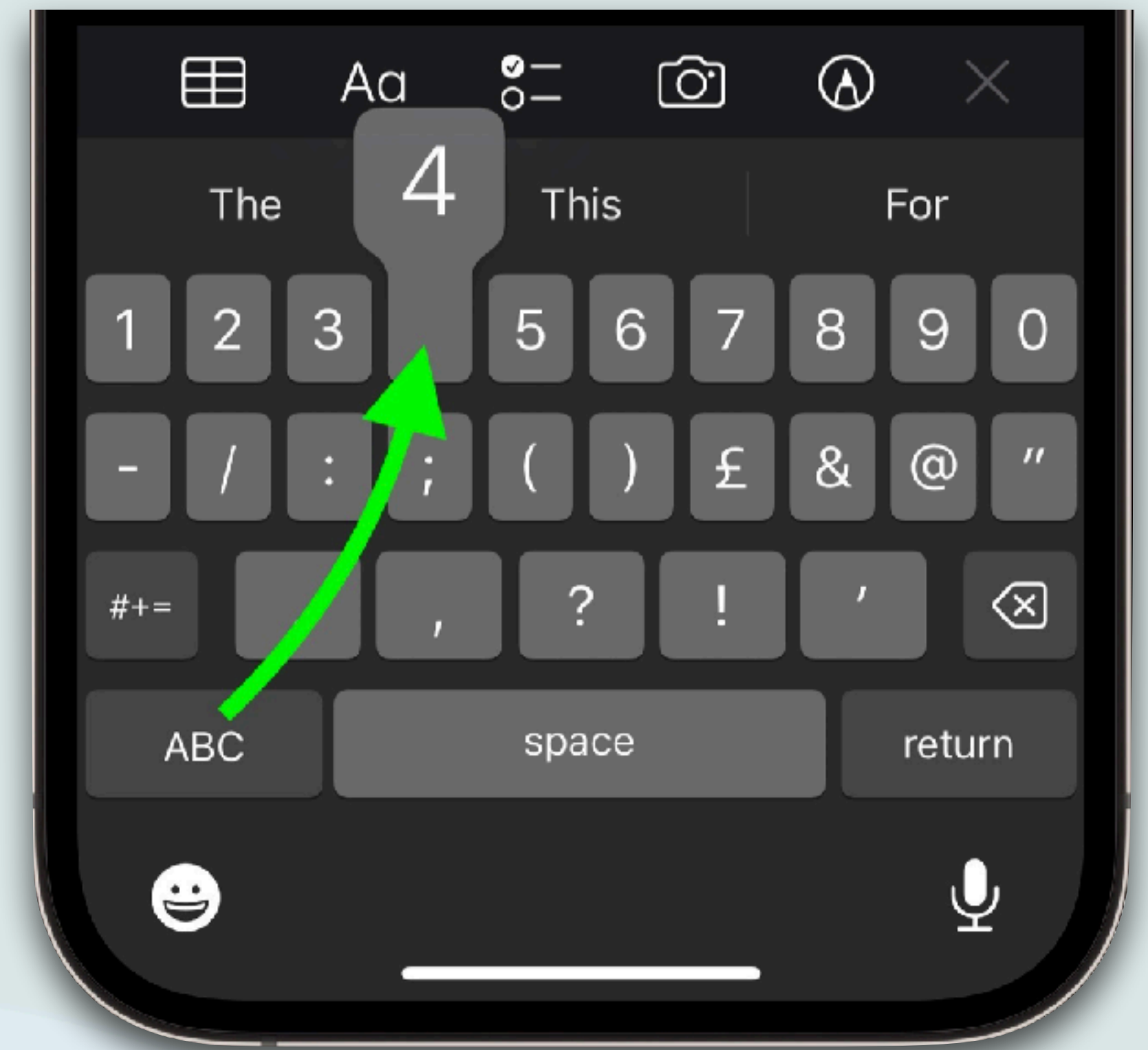


- If you are typing text and want to type a single number you usually 1-) tap the  key to switch to the numeric keyboard, 2-) type the number you wish, 3-) then tap the  key to return
- Instead, hold down on the  key, then slide your finger over to the number you want, then let go
- This single action types the number and automatically switches you back to the alphabetical keypad, avoiding the need to perform three separate taps to achieve the same result

Tap
and
Hold

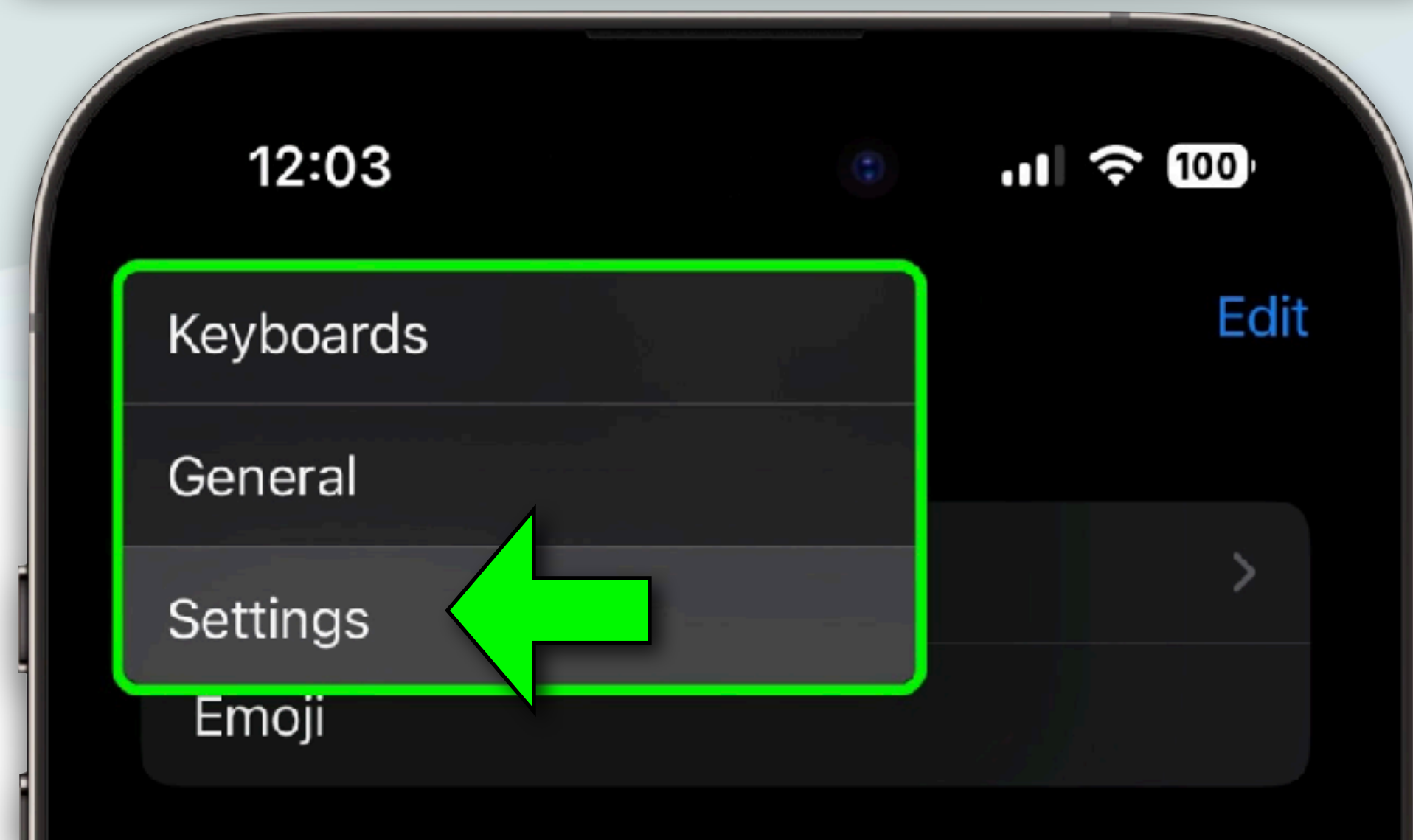
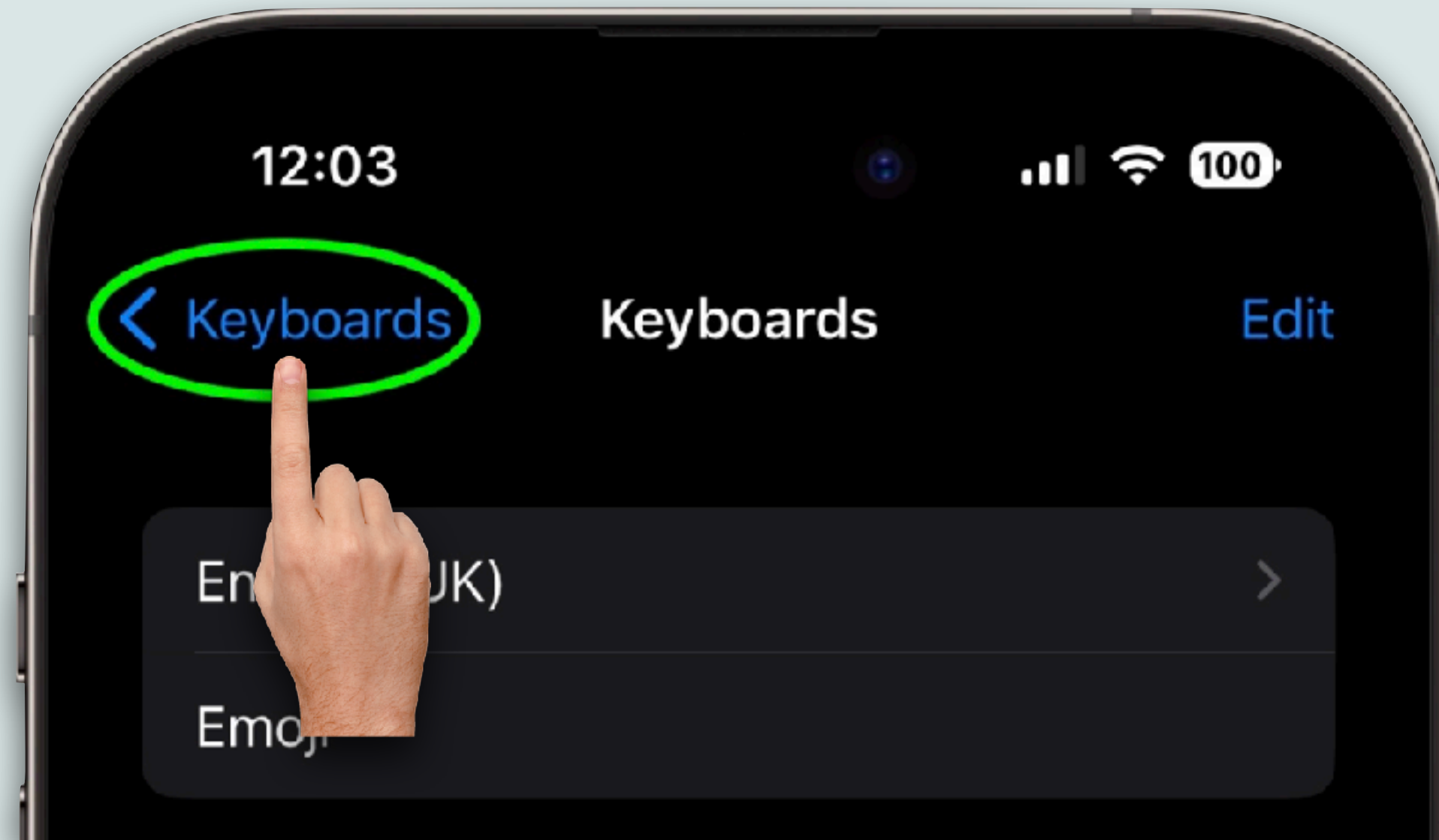


Slide
and
Release



To Quick Type a “4” and return

Previous Menu Tip



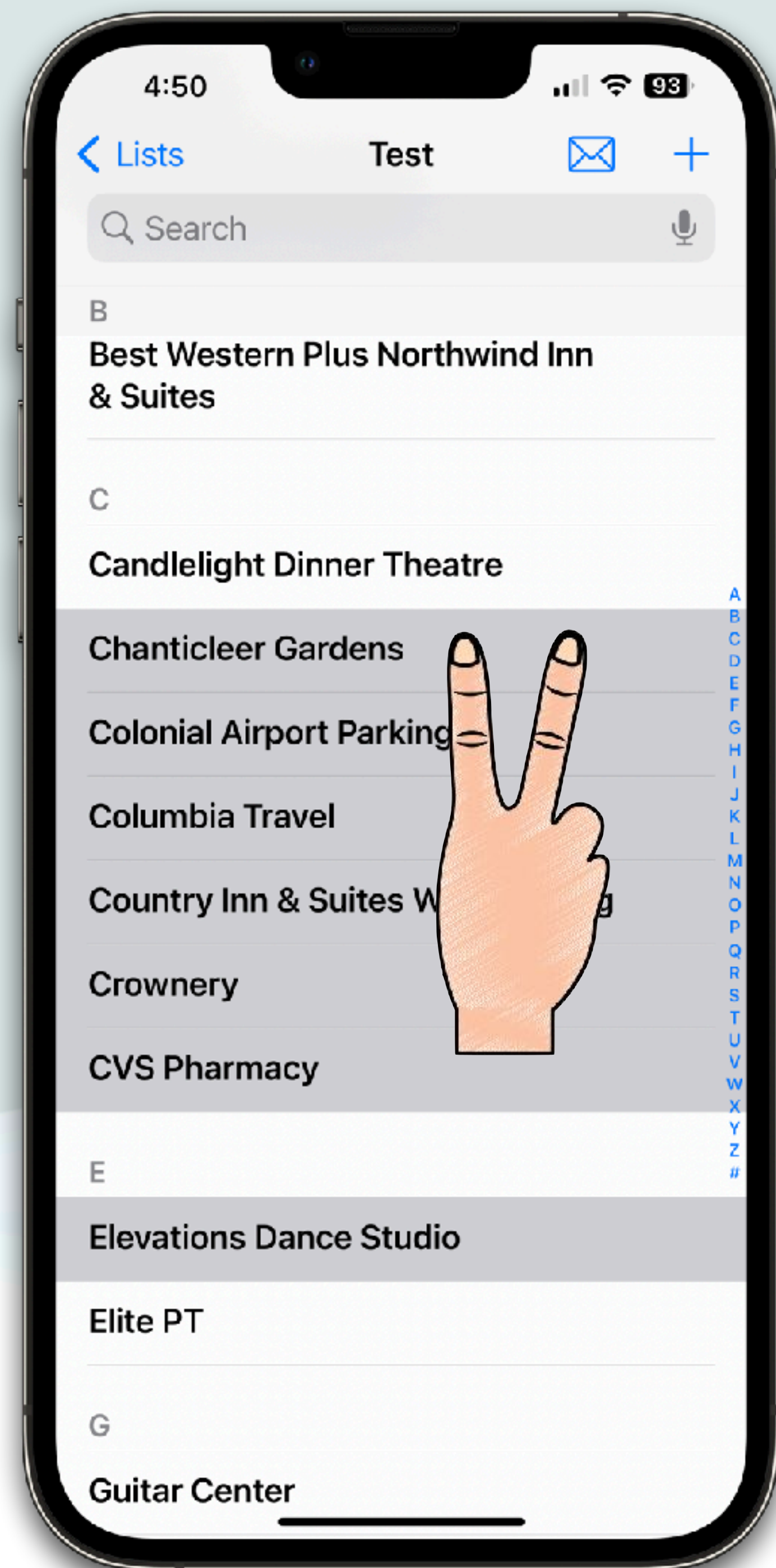
- If you're several menus deep in a system app such as Settings, you don't have to tap the top-left Back button multiple times to get back to the top menu
- Simply long press it instead to get a list of previous screens, then select the screen you wish to return to

2 Finger Gesture

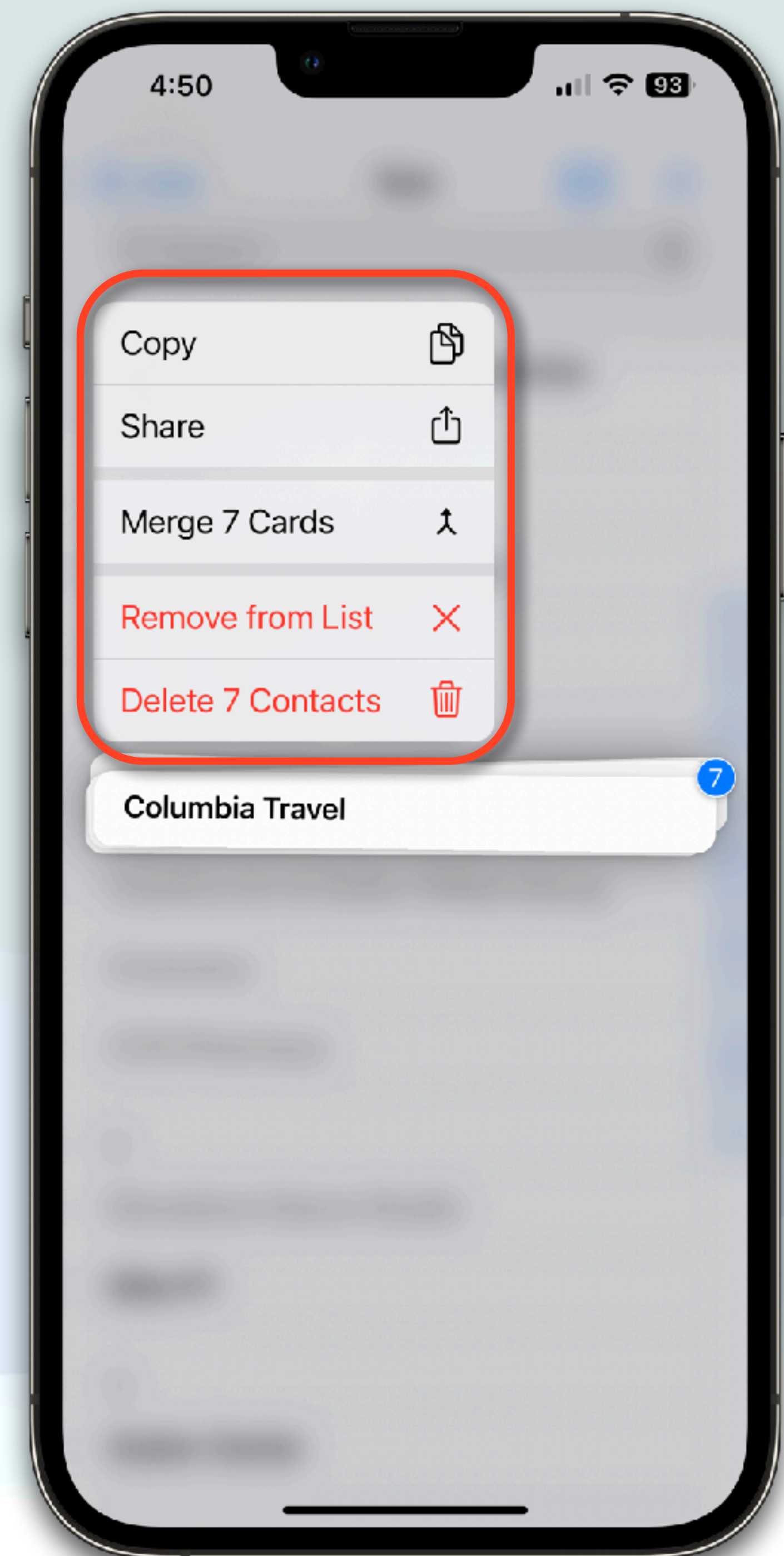


- There is a hidden trick that lets you select items in bulk for both iOS and iPadOS
- Use two fingers to swipe/drag over the items you want to select
- You can even drag down to the bottom of the screen to scroll and select, or lift off the screen and repeat the gesture to highlight another group of items
- Once you've selected multiple items, you can tap and hold the screen to reveal bulk actions like delete, share, and copy

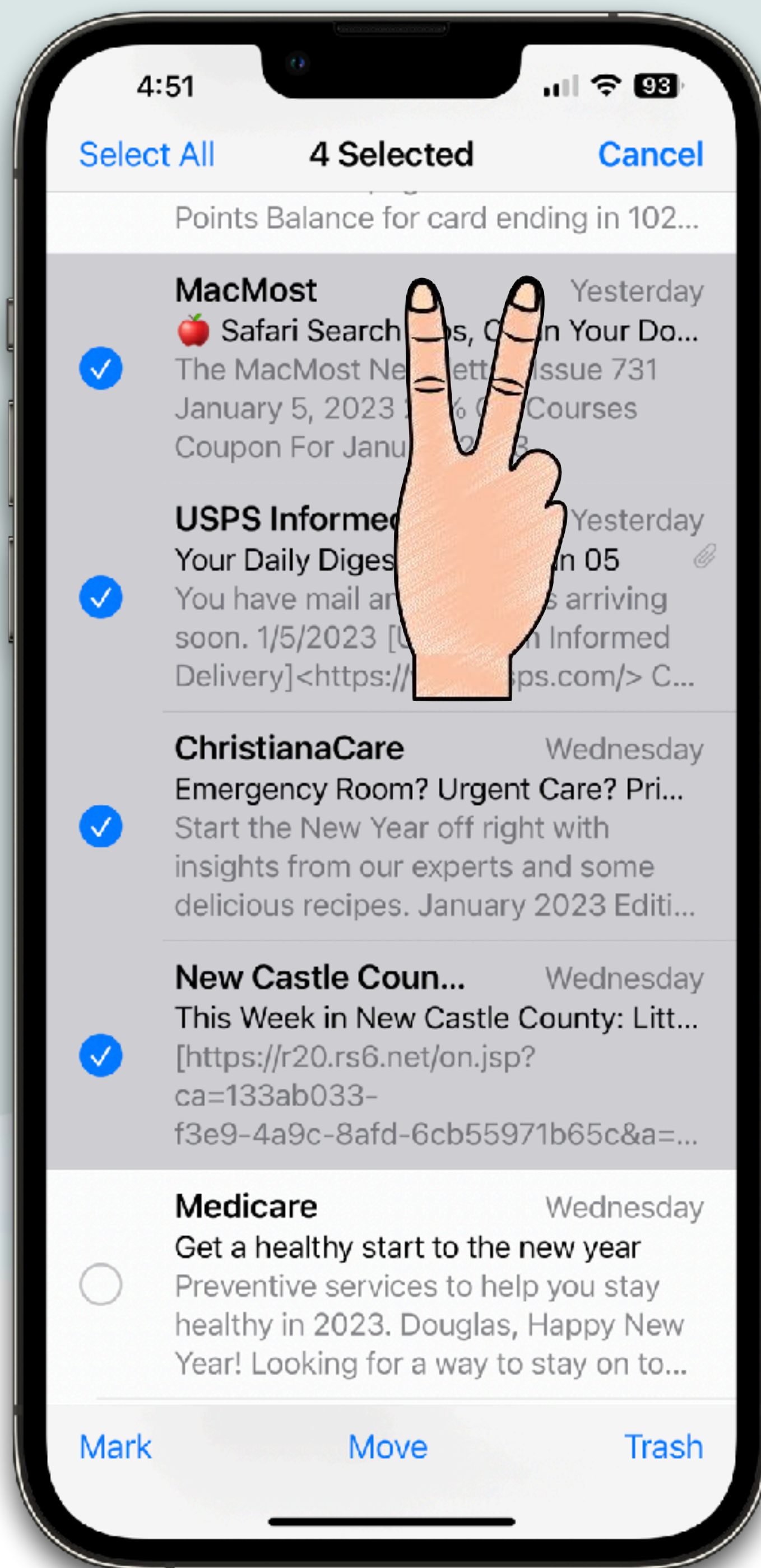
Contacts



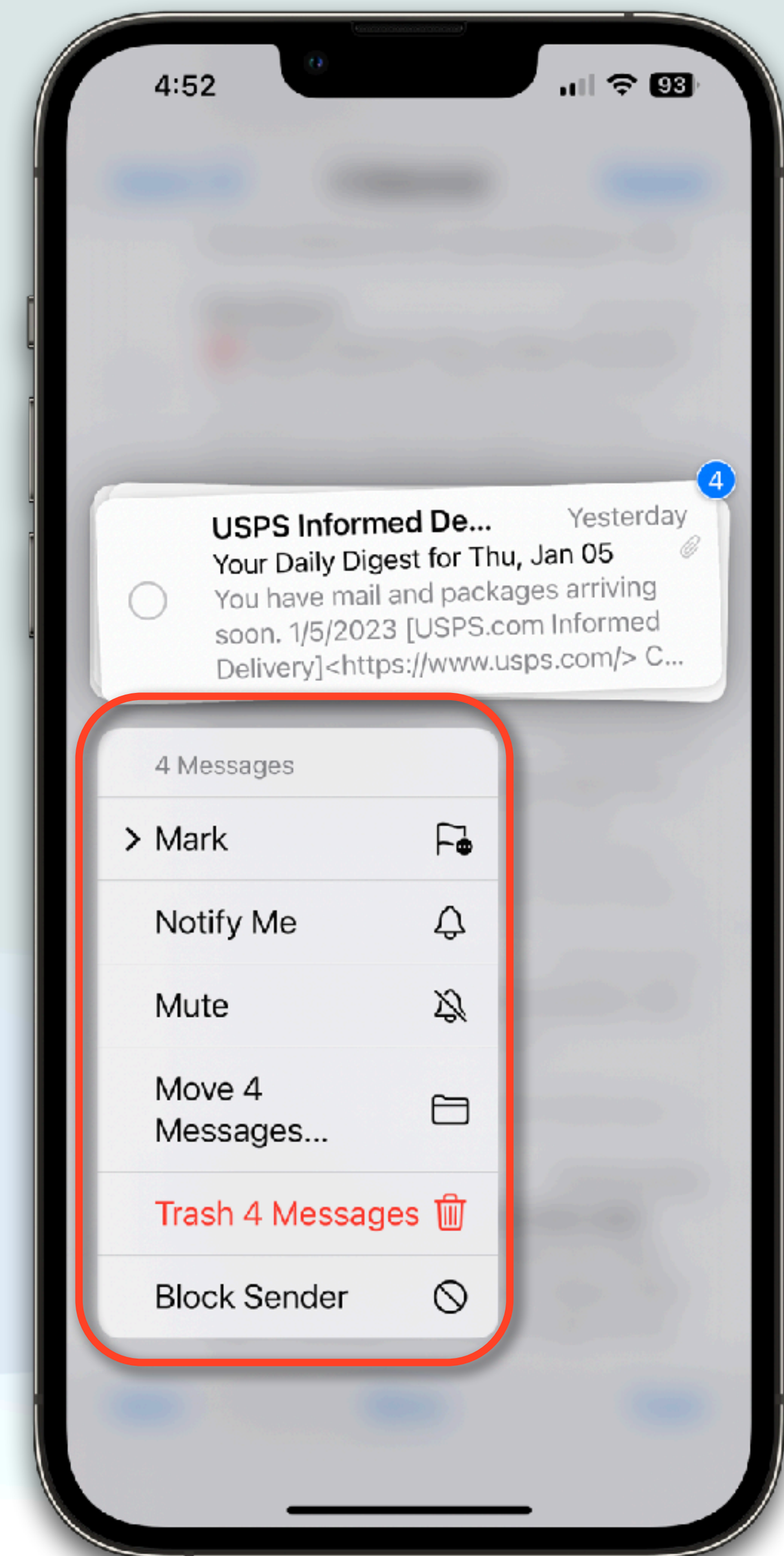
Long
Press



Mail



Long
Press



2 Finger Gesture



- Right now, this gesture mainly works in Apple's first-party apps:
 - Notes
 - Contacts
 - Messages
 - Mail
 - Reminders

iPadOS



iPadOS 16

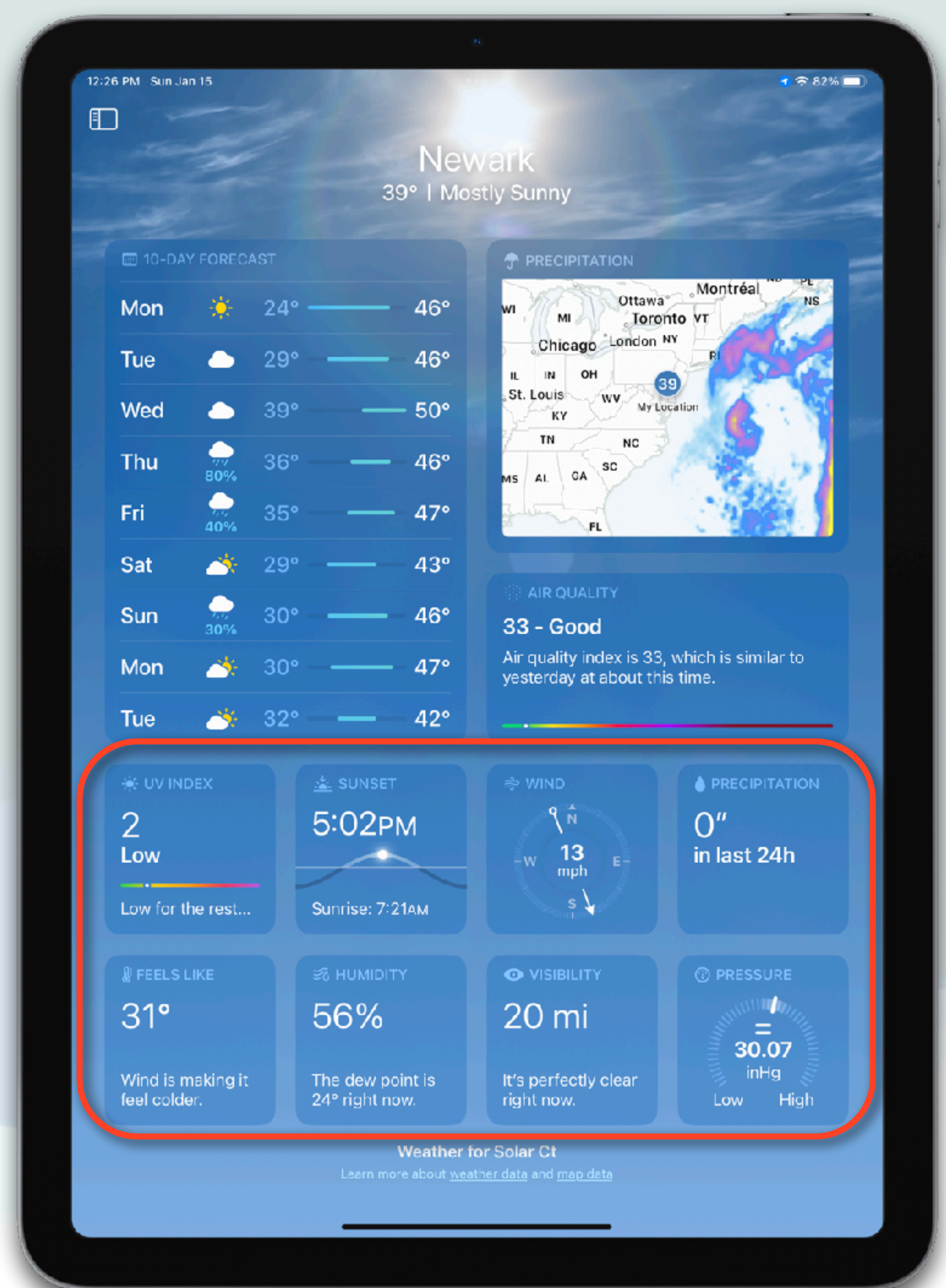


- iPadOS 16 was released in October, a couple of weeks after iOS 16
- It contained many of the features in iOS 16 (see last talk)
- In addition, two new apps came with iPadOS 16:
 - An iPad version of Apple's iPhone Weather app
 - “Freeform”, a new productivity app, that looks like a electronic whiteboard with collaboration tools

Weather App



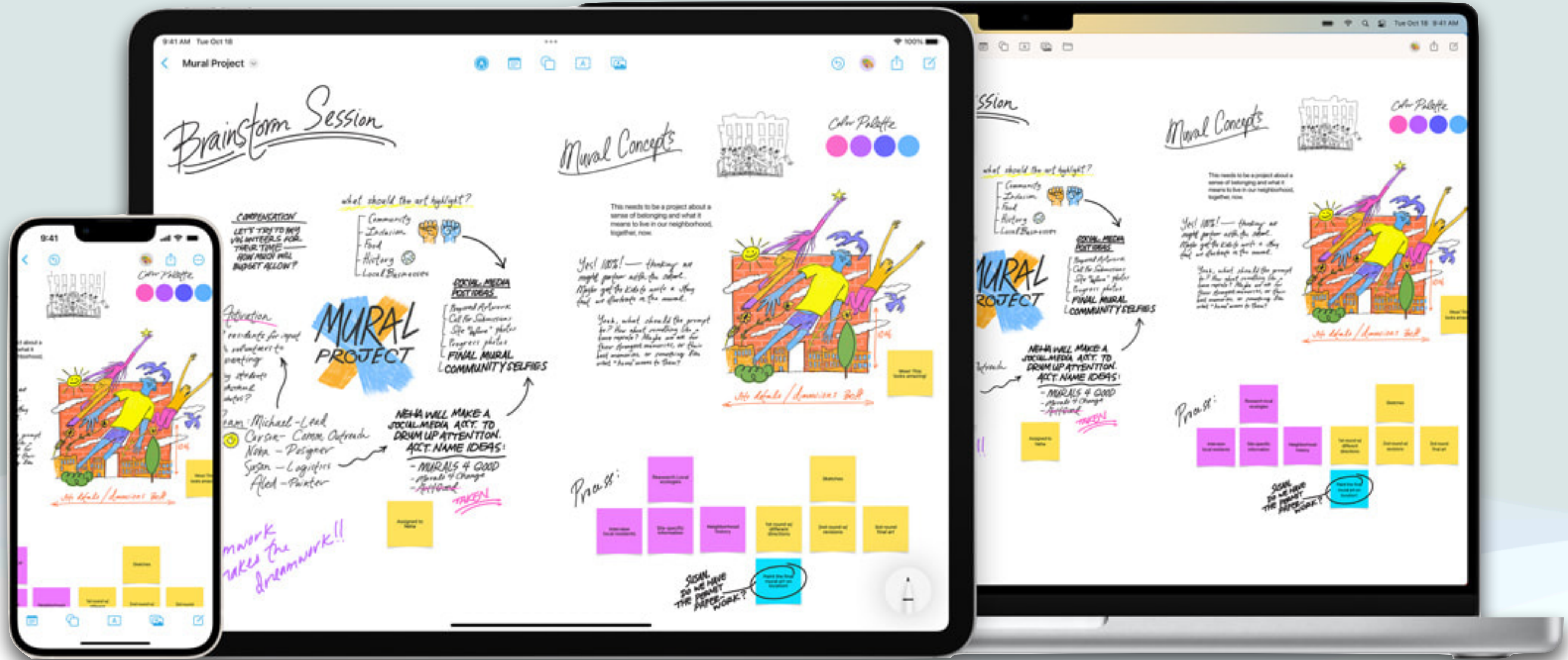
- With iPadOS 16, the Weather app comes to iPad and like the new iOS app you can:
- Tap forecast modules for details about air quality, temperature, humidity, and much more
- Get hourly forecasts for the next 10 days, with minute-by-minute precipitation intensity over the next hour
- Receive government notifications about: severe weather events (like tornadoes, winter storms, flash floods, etc...), and/or next hour precipitation alerts







Freeform App



Freeform App



- Freeform was released with iOS 16.2, iPadOS 16.2 and Mac Ventura 13.1
- Freeform is basically an electronic whiteboard which expands automatically so you don't have to worry about layouts or page sizes
- Freeform was designed to make collaboration easy, you can invite others to work on a “board” with you
- Freeform supports a wide range of content, including photos, video, audio, documents, PDFs, links to websites, map location links, sticky notes, shapes, diagrams, and more

Freeform App



- iPhone and iPad users can draw anywhere on the canvas with their finger, or you can use the Apple Pencil on iPads
- iPhone and iPad cameras can be used to insert an image or scanned doc directly into the board
- The app comes with a variety of brush styles and color options to sketch ideas, add comments, and draw diagrams
- Freeform includes a full shapes library, with over 700 options to choose from, allowing users to change the color and size, add text, and even create personalized shapes

Freeform App



- Users can drag and drop files onto the board from other apps including Files and Finder
- Content like images and PDFs can be locked into place on a board, and collaborators can then annotate on top of or around the object
- Freeform could then be used as a great tool for sketching ideas on top of floor plans for a home renovation project, or for coaches to map out plays on an image of a basketball court
- Freeform boards are stored in iCloud, so users can stay in sync across devices

Brainstorm Session

COMPENSATION
LET'S TRY TO PAY
VOLUNTEERS FOR
THEIR TIME
HOW MUCH WILL
BUDGET ALLOW?

what should the art highlight?

Community
Inclusion
Food
History
Local Businesses



SOCIAL MEDIA
POST IDEAS

Proposed Artwork
Call for Submissions
Site "before" photos
Progress photos
FINAL MURAL
COMMUNITY SELFIES

MURAL PROJECT

Community Activation

- ask local residents for input
- get youth volunteers to help with painting
- photography students from highschool for photos?

Team: Michael - Lead
Carson - Comm. Outreach
Neha - Designer
Susan - Logistics
Aled - Painter

NEHA WILL MAKE A
SOCIAL MEDIA ACCT. TO
DRUM UP ATTENTION.
ACCT. NAME IDEAS:

- MURALS 4 GOOD
- Murals 4 Change
- ~~Murals 4 Good~~

TAKEN

Assigned to Neha

Teamwork makes the dreamwork!!

32%

Mural Concepts

This needs to be a project about a sense of belonging and what it means to live in our neighborhood, together, now.

Yes! 100%! — thinking we might partner with the school. Maybe get the kids to write a story that we illustrate in the mural.

Yeah, what should the prompt be? How about something like a time capsule? Maybe we ask for their strongest memories, or their best memories, or something like what "home" means to them?



Wow! This looks amazing!

Process:

Research Local ecologies

Interview local residents

Site specific information

Neighborhood history

1st round w/ different directions

Paint the final mural art on location!

SUSAN, DO WE HAVE THE PERMIT PAPERWORK?



Mural Project
With Muralist

message

audio

video

CURRENT PARTICIPANTS

Aled Williams

Michael Clemens

Susan Ogren

Participant Cursors

Manage Shared Board

My Take




- It appears to be a very flexible app and does look like a super whiteboard
- However, I'm having a hard time thinking of a case where I would use it
- It might be good for an idea board?
 - Links and ideas for next Apple talk?
 - Hints and tips of things I want to remember?
 - ???



Questions?

"That's all Folks!"



*Thank
you!*