



Apple User Group

September 30th, 2021
101st Presentation*



*Since Jan 2010

Next Meeting

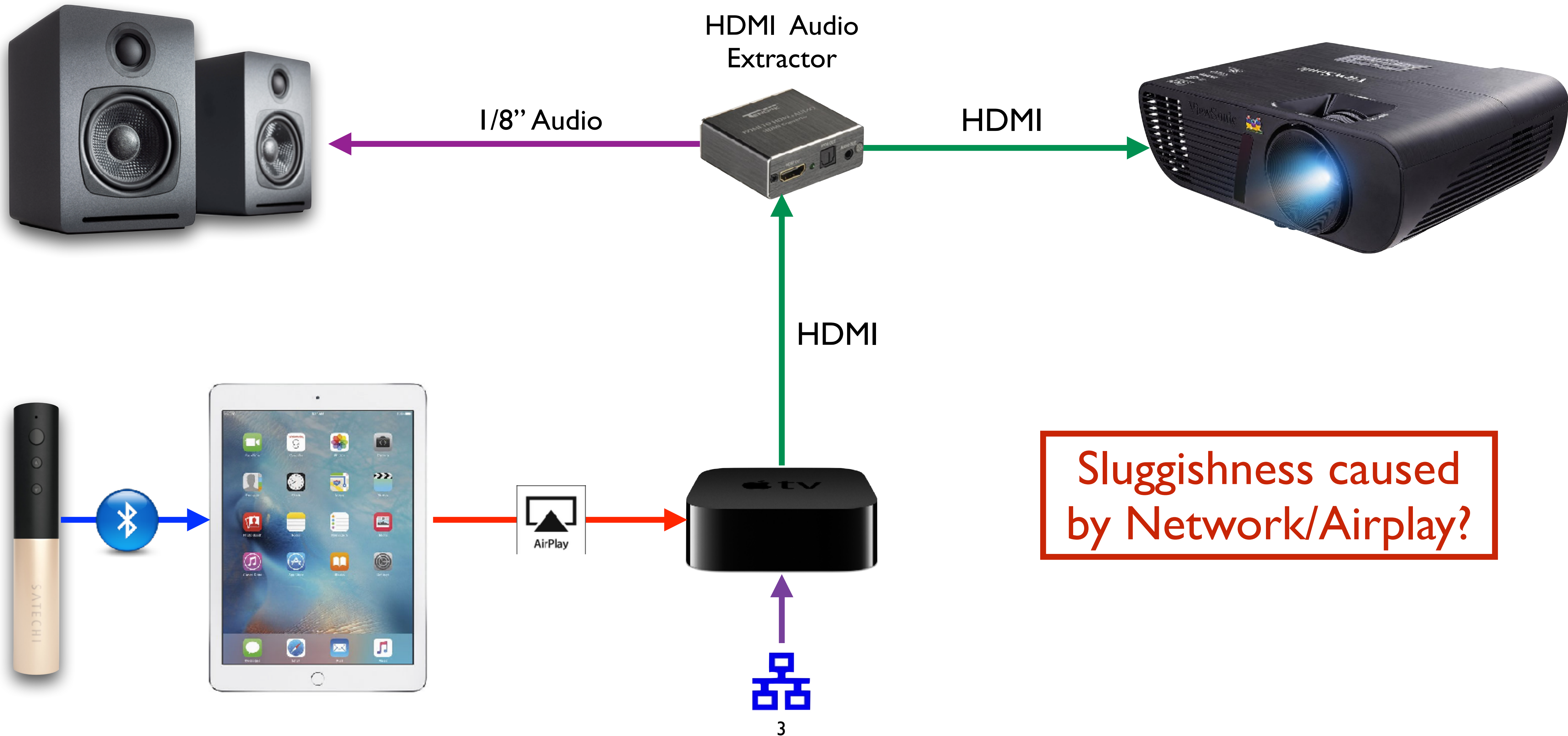
Nov 18th, 2021

Thursday 1:00pm

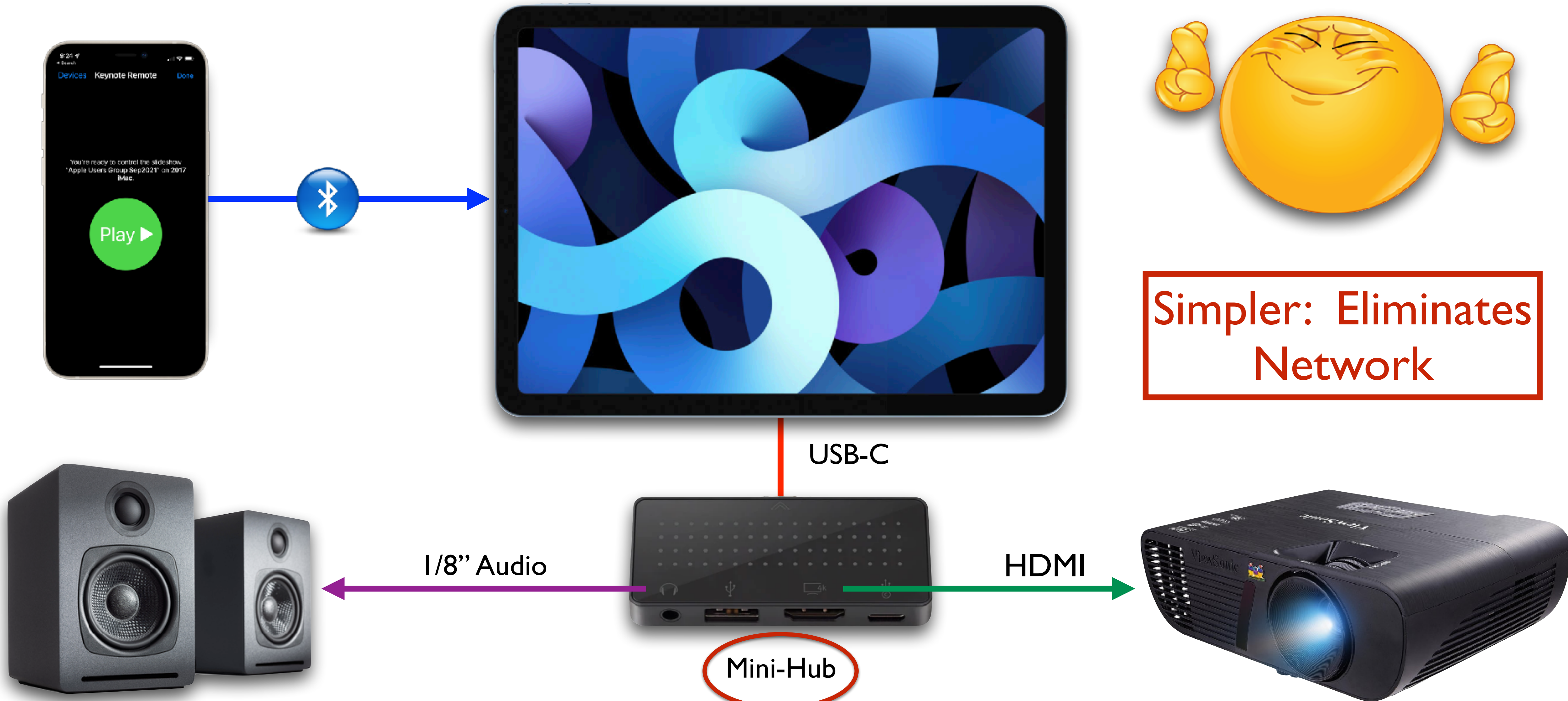
* Note: No
presentation in
October due to
NSC Sale



Previous Presentation Setup



New Presentation Setup!



Stay-Go Mini USB-C Hub



Alexa News





Alexa News

- Amazon has rolled out a new feature for Alexa that can make sure you hear what the voice assistant says even with a lot of background noise
- The new feature called Adaptive Volume will make Alexa speak louder if it detects a lot of ambient noise
- Activate it by saying "Alexa, turn on adaptive volume."
- Amazon held an event on 9/28, and among other things announced a wall-mounted Echo Show 15 as well as a home robot Astro



Alexa News

- The presentation was very much like Apple's recent remote presentation style
- It was done very well
- It did not have any upgrades of existing products (i.e. no new Echos or Echo Dots)
- Instead it was all brand new and very innovative products
- You can watch it in it's entirety on YouTube
- I'll cover this more next time

**Alexa remind
me to go to
the gym.**

My Smudge Cat Memes

**Gin was added
you your
shopping list.**

**Close
enough**



made with mematic



Apple News!



Apple News

- Apple released iOS 15, iPadOS 15, along with watchOS 8, and HomePodOS on September 20th
- On September 21st, Apple released Safari 15 on the Mac in advance of macOS Monterey (Later this fall)
- Apple will give \$1,000 to Apple Store employees who have been with the company since March of 2021, while those who joined more recently will get a \$500 bonus
- Apple reportedly has sold its two-billionth iPhone



Apple Event
9/14/21


Apple Event




- The 9/14 event was called “California Streaming”
- Again, it was not an in-person event, but streamed with no spectators and with pre-taped presentations
- The quality of the the Apple streaming events has been very high, with this one being no exception
- I actually prefer the streaming presentations over the old live ones
- Surprisingly leakers were wrong on most accounts this time

Apple Event



- Announcements included:
 - New iPhones
 - New iPad and iPad Mini
 - New  Watch
- With the exception of the iPad Mini, they were generally evolutionary upgrades over the previous generation
- The iPad mini however was a major redesign and a major improvement over the previous generation

iPads



iPad 9th Generation



iPad 9th Generation



- Apple updated the internals of the entry level iPad keeping the same design as the previous generation
- It still has a physical Home button on its bottom edge and supports the first-generation Apple Pencil and Smart Keyboard
- It's a better value as the base configuration now comes with double the storage than the previous model (64GB instead of 32GB) at the same price
- It was upgraded to an A13 Bionic chipset with neural engine, providing 20 percent better performance

iPad 9th Generation



- The other major update is the new 12MP ultra wide, front-facing camera that supports Apple's Center Stage feature
- Center Stage allows the camera to automatically pan and zoom to keep you in focus during video calls even as you move around
- Apple debuted this feature on the latest iPad Pros and now even the most budget-friendly iPad has this advanced feature
- It is the best iPad for nearly everyone: It's an incredible value starting at only \$329 (often on sale on Amazon, Walmart, or Best Buy)



100% recycled
aluminum enclosure



Touch ID



Apple Pencil

20% faster

CPU, GPU, and Neural Engine



Smart Keyboard

2x

more storage

iPadOS

Intuitive multitasking
Widgets on the Home Screen
Systemwide note-taking



A13
BIONIC

10.2"

Retina display

12MP Ultra Wide camera with

Center Stage



True Tone
display

All-day

battery life



Gigabit-class
LTE

20W USB-C
Power Adapter


8MP camera



iPad Mini




iPad Mini 6




- Apple has 3 tiers of full size iPads
 - The iPad Pro: Feature rich and aimed at professionals
 - The iPad: Basic budget minded model
 - The iPad Air: The mama-bear model in-between on price and features
- The iPad mini used to be a smaller version of the iPad
- With this release, the iPad mini is totally redesigned and is now basically a smaller version of the iPad Air

iPad Mini 6




- The iPad Mini has been upgraded with the following iPad Air features:
- The physical design is squarish, the Home button at the bottom is gone, and the display is edge to edge
- TouchID has been moved to the top button
- It supports the second-generation Apple Pencil which magnetically attaches to the mini's side for charging
- A smart folio cover is available (like the one for the Air)

iPad mini 6




- The Lightning port has been replaced with a USB-C port for faster more efficient charging
- (BTW: This is another case where Apple is replacing the Lightning connectors with USB-C on its devices)
- It no longer has a 3.5mm audio port
- It supports WiFi 6 and 5G connectivity
- The display has improved with an 8.3” Liquid Retina display versus the previous 7.9”

iPad Mini 6



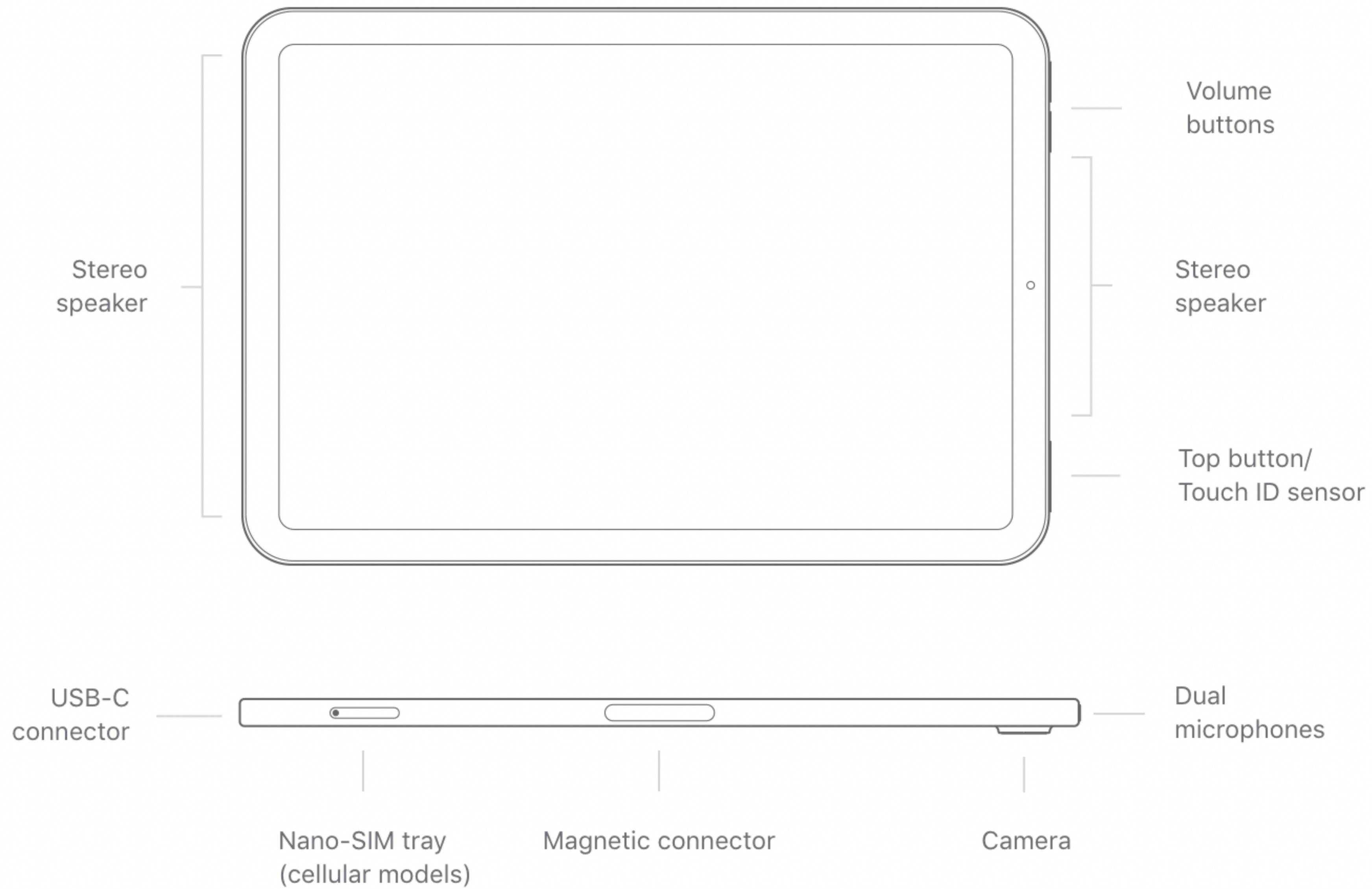
- Unlike the Air, the volume buttons have been moved to the top edge of the device to make room for the Apple Pencil's wireless charging
- It has the A15 Bionic chip with a six-core CPU and a five-core GPU (more powerful than the current Air)
- This makes it 40 percent better performance than the previous version (A12 Bionic)
- It also has the neural engine for more efficient machine-learning


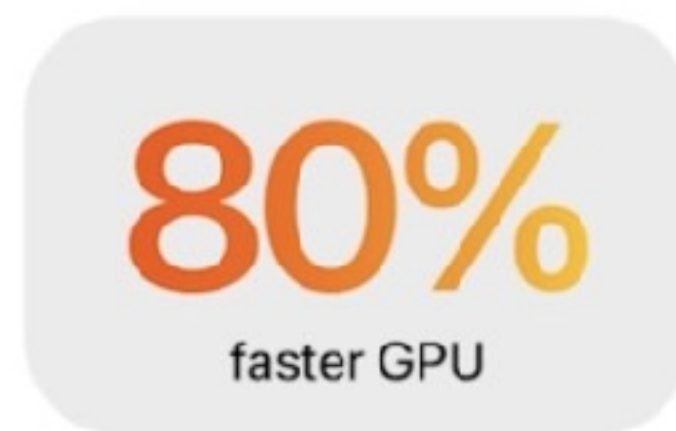
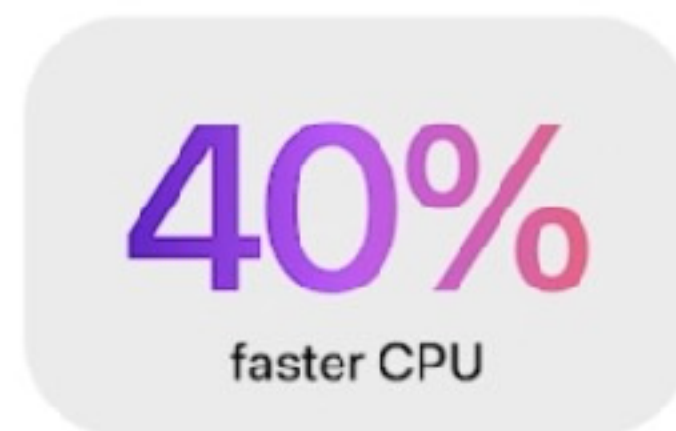


iPad Mini 6



- The cameras have also been improved:
 - It has a 12MP ultra wide front-facing camera found on the base iPad, which means Center Stage calls is supported on this device, too
 - The rear camera is also 12MP with Focus Pixels, True Tone flash and the ability to take Smart HDR photos
- The iPad mini comes in Space Gray, Pink, Purple, Starlight
- With the new features, the price has been increased by \$100









iPad Features



| Storage | iPad | Mini | iPad Air | iPad Pro |
|-------------|---------------------|--------------------|--------------------|-----------------------|
| Screen Size | 10.2" | 8.3" | 10.9" | 11"/12.9" |
| Chip | A13 | A15 | A14 | M1 |
| Security Id | TouchID Home button | TouchID Top Button | TouchID Top Button | FaceID |
| Storage | 64,256 | 64,256 | 64,256 | 128,256,512GB,1TB,2TB |
| Pencil Gen | 1st | 2nd | 2nd | 2nd |
| WiFi | 5 | 6 | 6 | 6 |
| Bluetooth | 4.2 | 5 | 5 | 5 |
| Connector | Lightning | USB C | USB C | USB C, Thunderbolt |



iPad Pricing



| Storage | 64GB | 128GB | 256GB | 512GB | 1TB | 2TB |
|----------------|-------|---------|---------|---------|---------|---------|
| iPad | \$329 | - | \$479 | - | - | - |
| iPad mini | \$499 | - | \$649 | - | - | - |
| iPad Air | \$599 | - | \$749 | - | - | - |
| 11" iPad Pro | - | \$799 | \$899 | \$1,099 | \$1,499 | \$1,899 |
| 12.9" iPad Pro | - | \$1,099 | \$1,199 | \$1,399 | \$1,799 | \$2,199 |

*Original iPad \$499 (16GB) in 2010

37 years

Since Steve Jobs unveiled the Macintosh



Apple 1984

\$6,255

- 128KB of RAM
- 400KB floppy storage
- Resolution: 512 x 342
- Weight: 16.5 pounds



Apple 2020

\$999

- 8GB of RAM
- 256GB internal storage
- Resolution: 2560 x 1600
- Weight: 2.8 pounds

iPhone 13 Family



iPhone 13 / 13 Mini



- The iPhone 13 family is a good, but not a massive upgrade from the 12 family
- The iPhone 13 and iPhone 13 Mini have the same screen size as the previous iPhone 12's
- They are more powerful with the same A15 Bionic chip as the iPad Mini 6
- The front notch has been reduced in size (about 20% smaller)
- The screen is 28% brighter display at 1200 nits - 30 percent improvement over the previous generation



iPhone 13 / 13 mini



- The battery life on both iPhone 13 models are significantly improved over the 12 models:
 - The iPhone 13 will offer up to 2.5 hours more
 - The iPhone 13 mini up to 1.5 hours more
- The iPhone 13 models features dual eSIM support for the first time
- The only external design change is the dual-camera system on the rear is now in a diagonal vs a vertical orientation

iPhone 13 / 13 Mini



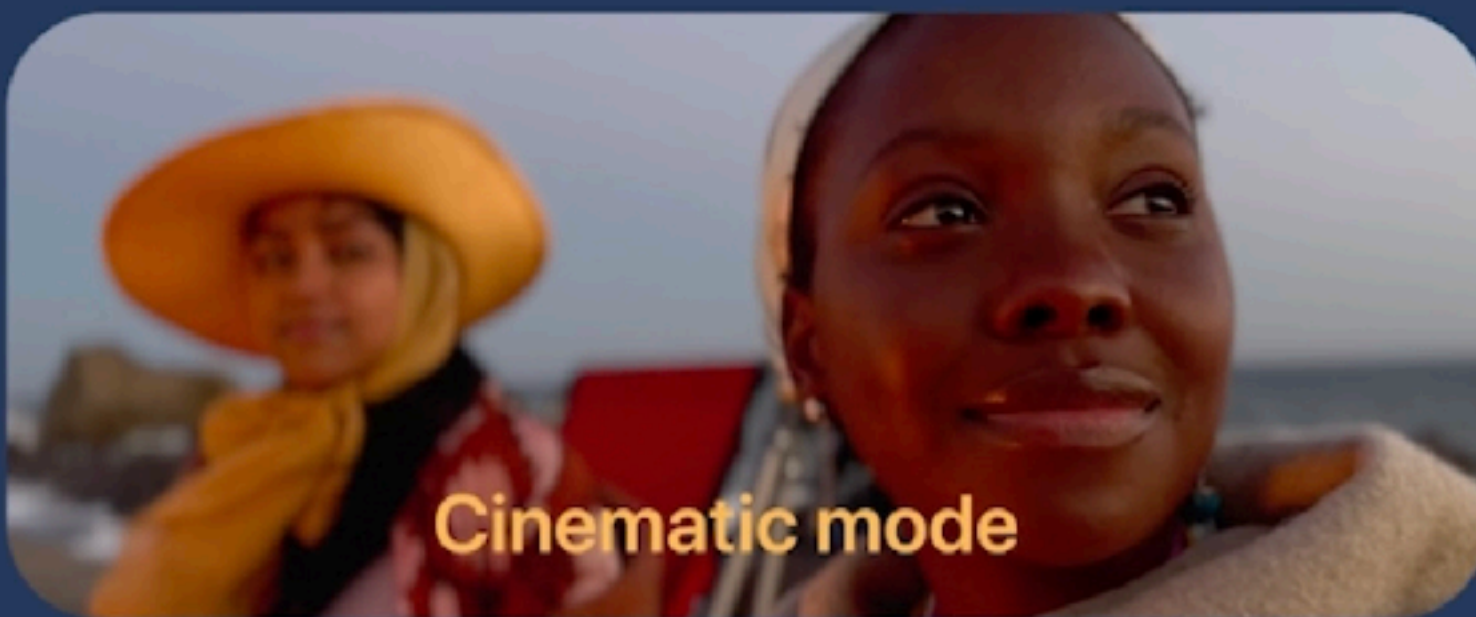
- The rear dual camera has a 12 MP wide-angle camera which can bring in up to 47% more light
- The iPhone 13 also has a Night Mode shooting mode available in all of its cameras
- The color options available are Pink, Blue, Midnight, Starlight, Red
- A new Cinematic Mode will shoot in Dolby Vision HDR and provide automatic and manual focus transitions using machine learning



New 12MP
Wide camera with
bigger pixels



Cinematic mode




Portrait
mode



Night mode
on all cameras



Sensor-shift OIS



12MP TrueDepth
camera system



12MP

ultrawide

with new sensor



iOS 15
Memories



4K60
HDR

with Dolby Vision



Deep Fusion



Slo-mo selfies



Portrait Lighting

Low-light photos and videos





*“The printer I just bought only cost \$50.
But all the cartridges it requires cost an
additional \$12,000.”*

iPhone 13 Pro Family





iPhone 13 Pro

- The new iPhone 13 Pro has all the features of the iPhone 13
- The battery life on both iPhone 13 Pro models are also significantly improved over the 12 Pro models: The iPhone 13 Pro Max will offer up to 2.5 hours more and the 13 Pro will provide up to 1.5 hours more
- The iPhone 13 Pro and iPhone 13 Pro Max are available with up to 1TB of storage: the largest storage capacity ever offered in an iPhone
- They are available in Sierra blue, gold, silver, or graphite



iPhone 13 Pro

- The iPhone 13 Pro has a triple camera setup that adds a telephoto lens which is able to optically zoom 3X (up from 2X on the 12 Pro)
- For the first time, all three lenses will also offer Night Mode
- In addition, the iPhone 13 Pro has a LiDAR Scanner in the rear camera array to accurately map the environment and depth
- This allows the iPhone 13 Pro to take Night mode portrait photos and offers enhanced AR experiences



iPhone 13 Pro

- There is also be a new Macro mode to capture images from just 2 cm away
- For better image capture, there is a Photographic Styles feature to customize how you shoot (Vivid, warm, etc...)
- One of the biggest changes is a new ProMotion display that can shift from 10 to 120HZ depending on the content on screen
- The display is smoother when needed and uses less battery when it's not needed



iPhone 13 Pro

- The iPhone 13 Pro can take photos in Apple ProRaw and record video in 4K ProRes at 30 fps (Watch your storage)
- These features are aimed at professional photographers and videographers, so if these things are important to you, the iPhone 13 Pro is for you
- However many of these features, such as ProRAW, ProRes, and LiDAR will not be important to most users
- This makes the iPhone 13 a more fitting option and more than sufficient to take excellent photos and videos (exception being the telephoto lens and macro ability)

Macro

photography



All-new
Wide, Telephoto,
and Ultra Wide
cameras





iPhone Features



| Model | 11 | SE 2nd gen | 12 mini / 12 | 13 mini / 13 | 13 Pro / Pro Max |
|-------------|-----------------|------------|-----------------|-----------------|-------------------------------|
| Screen Size | 6.1" | 4.7" | 5.4"/6.1" | 5.4"/6.1" | 6.1"/6.7" |
| Chip | A13 | A13 | A14 | A15 | A15 |
| Security Id | TouchID | TouchID | FaceID | FaceID | FaceID |
| Cellular | 4G | 4G | 5G | 5G | 5G |
| Camera | Wide/Ultra Wide | Wide | Wide/Ultra Wide | Wide/Ultra Wide | Wide/Ultra Wide/ Telephoto |
| LiDar | No | No | No | No | Yes |
| Storage | 64,128 | 64,128 | 64,128, 256 | 128, 256, 512 | 128, 256, 512, 1TB |



iPhone ^{SE}

From

\$399



iPhone 11

From

\$499



iPhone 12

From

\$599



iPhone 13

From

\$699



iPhone 13 Pro

From

\$999



iPhone Pricing



| Storage | 64GB | 128GB | 256GB | 512GB | 1TB |
|-------------------|-------|---------|---------|---------|---------|
| iPhone SE | \$399 | \$449 | - | - | - |
| iPhone 11 | \$499 | \$549 | - | - | - |
| iPhone 12 mini | \$599 | \$649 | \$749 | - | - |
| iPhone 12 | \$699 | \$749 | \$849 | - | - |
| iPhone 13 mini | - | \$699 | \$799 | \$999 | - |
| iPhone 13 | - | \$799 | \$899 | \$1,099 | - |
| iPhone 13 Pro | - | \$999 | \$1,099 | \$1,299 | \$1,499 |
| iPhone 13 Pro Max | - | \$1,099 | \$1,199 | \$1,399 | \$1,599 |

Just bought a log cabin
from Ikea





Apple Watch 7



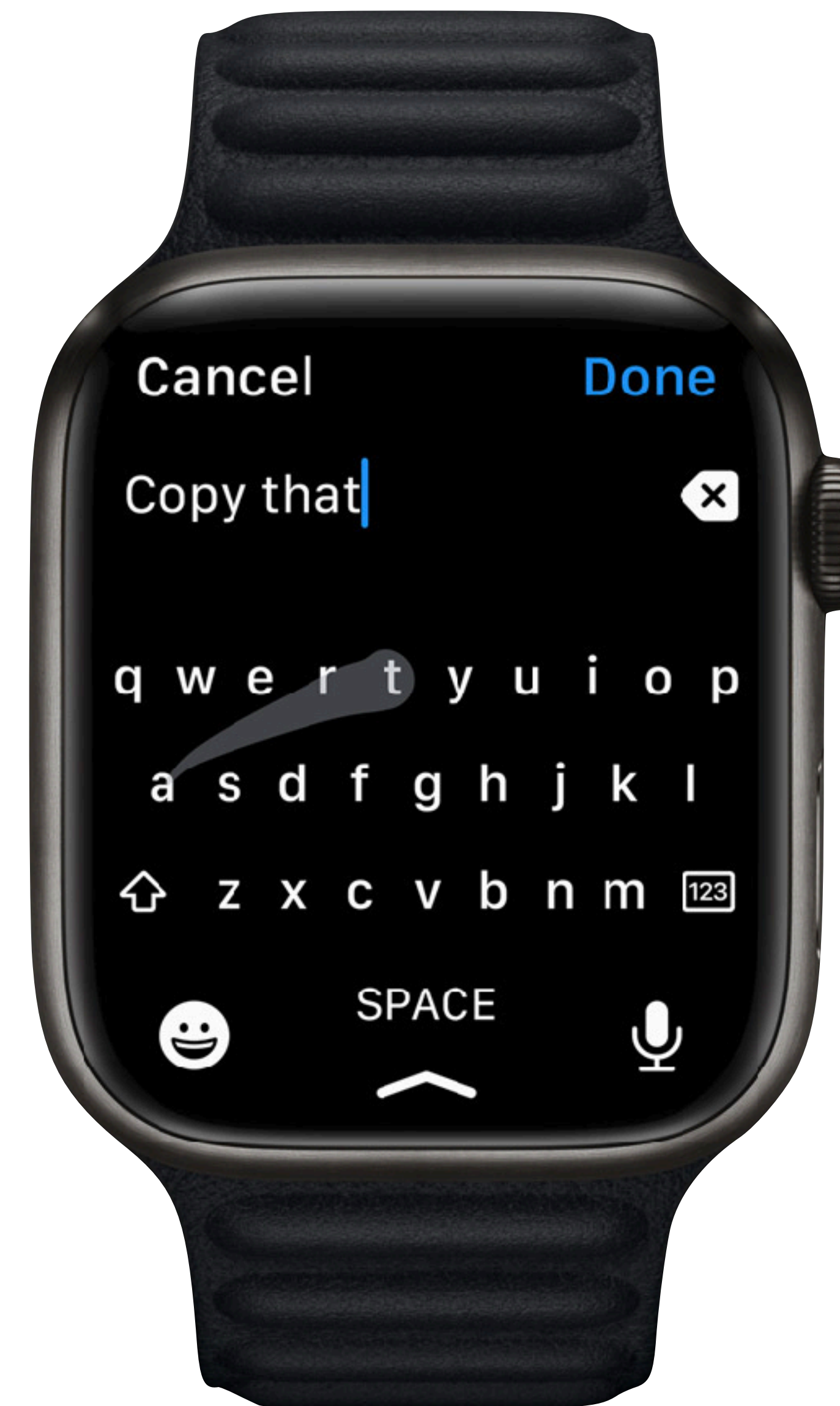
- The new Apple Watch Series 7, is 1MM bigger than last years models coming in sizes of 41mm and 45mm
- However, the good news is that it is still compatible with all previous bands
- The corners are more rounded and the display is significantly brighter than the last version
- While the wrist is down, the Always-On Retina display is up to 70% brighter indoors than the Series 6

Apple Watch 7



- It also 20% larger thanks to smaller bezels
- Apple redesigned the buttons and menus to make it easier to tap on the larger displays
- The new screen is able to fit 50% more text than the previous models
- And for the first time, Series 7 will feature a full-sized keyboard that uses AI to predict what you're typing





Apple Watch 7



- Apple is also adding new watch faces specific for the new model
- The Series 7 Watch can also charge up to 33 percent faster
- It features the same battery with up to 18 hours of use
- The charger is now USB-C instead of USB-A
- (There's no question that Apple is moving to USB-C)

Apple Watch 7



- The Apple Watch Series 7 is more durable:
 - The front crystal is over twice as thick at its tallest point than Apple Watch Series 6 and has the strongest front crystal ever
 - It is the first Apple Watch with a dust resistance rating of IP6X
 - You still get swim-friendly WR50 (50-meter) water resistance
- The Apple Watch 7 in aluminum finish comes in five colors: midnight, starlight, green, blue, and (product) red
- The stainless steel models of the Apple Watch 7 comes in three colors; silver, graphite, and gold

Apple Watch 7



- The Apple Watch 7 will cost \$399 (no change from last year)
- Apple will continue selling both the Apple Watch SE and Apple Watch 3 at \$279 and \$199, respectively
- My Opinion: Do not buy an Apple Watch 3. It has so little storage that it took me most of a day to upgrade it to watchOS 8. It will be obsolete very soon.
- There was no specific date given for the Apple Watch 7 launch, Apple only said it would be available later this fall



Series 3



Series 6



Series 7

Most durable
Apple Watch ever



Series 7 watch faces

Five new
aluminum
colors



Cellular

Brighter indoors



watchOS


Full keyboard with QuickPath



Mindfulness



Car keys and
home keys



All-day
battery life



Cycling
updates

Fast charging ⚡



Respiratory rate
during sleep

Larger
always-on
Retina
display



ECG and
Blood Oxygen apps



Fully optimized UI



World Time watch face



Pilates and
Tai Chi workouts



Fall detection
during workouts

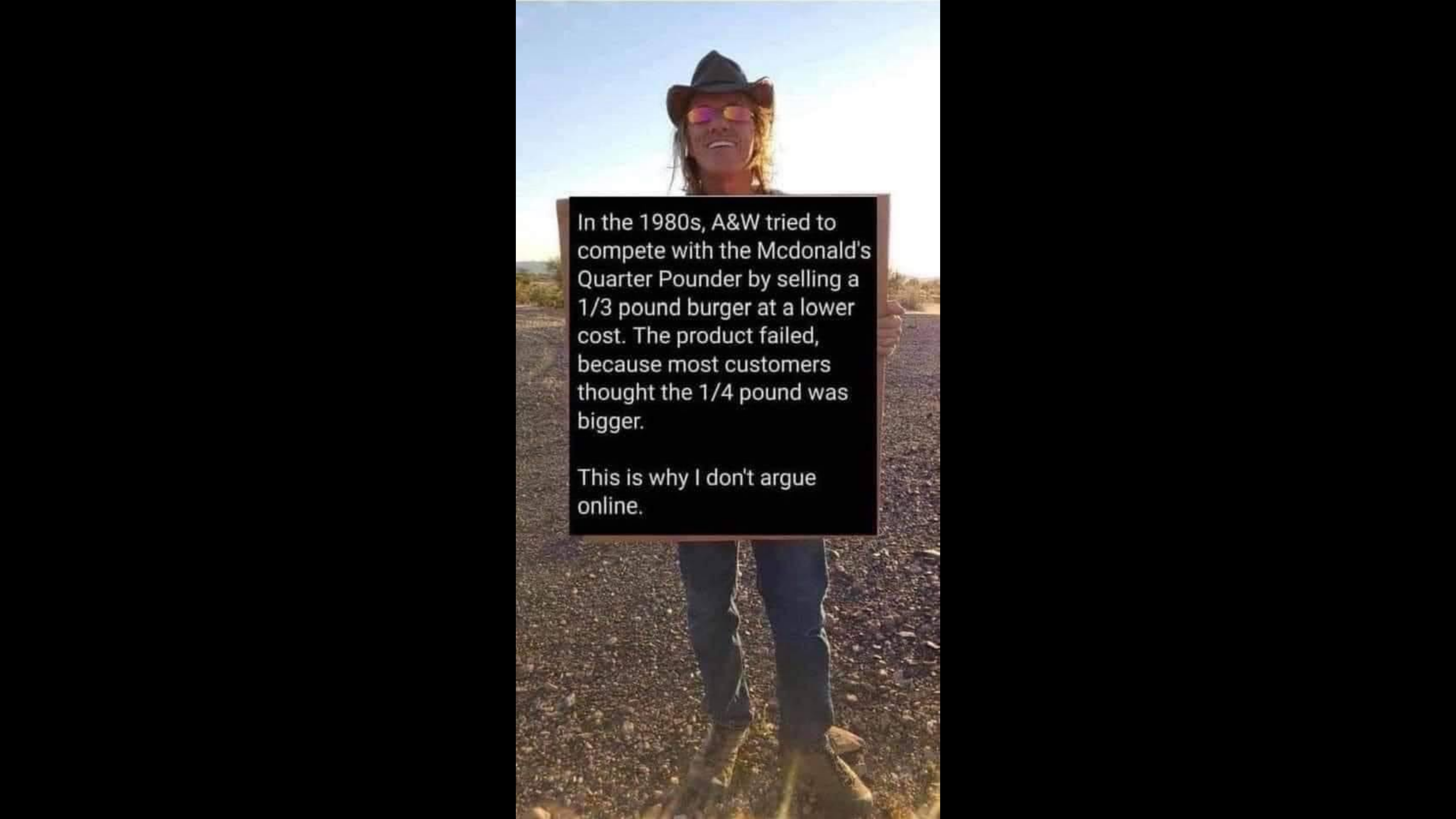
Apple Fitness+



Apple Fitness +



- You can use the new feature SharePlay to initiate Group Workouts with Apple Fitness+ so you can enjoy a class together with friends
- Apple Fitness+ will be adding guided meditations and Pilates
- Apple Fitness+ will soon let you pause your workout on one device and then resume the same workout in the same spot on another device
- For example, you could use this to switch from your iPad to your Apple TV

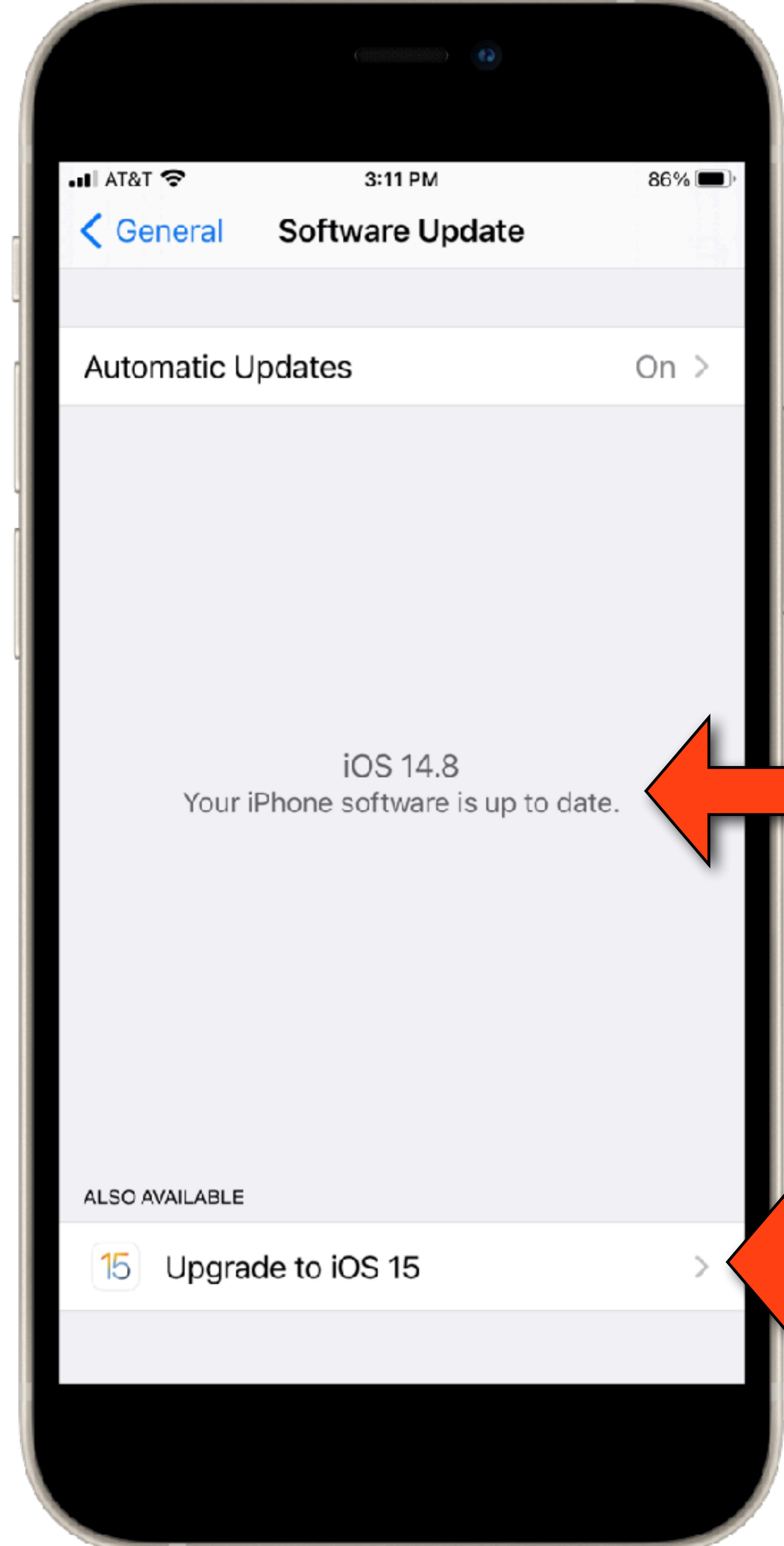
A person wearing a cowboy hat and sunglasses stands in a desert landscape, holding a large black sign with white text. The sign contains two paragraphs of text. The person is wearing blue jeans and brown boots. The background shows a clear blue sky and a gravelly ground.

In the 1980s, A&W tried to compete with the McDonald's Quarter Pounder by selling a 1/3 pound burger at a lower cost. The product failed, because most customers thought the 1/4 pound was bigger.

This is why I don't argue online.

The image features a vibrant, multi-colored marbled background with swirling patterns of red, orange, yellow, and purple. In the center, a white rounded rectangle contains the number 15. The number is rendered in a large, bold, sans-serif font with a vertical color gradient: the '1' transitions from orange at the top to purple at the bottom, and the '5' transitions from purple at the top to a lighter purple at the bottom.

15



AT&T 3:11 PM 86%

General Software Update

Automatic Updates On >

iOS 14.8
Your iPhone software is up to date.

ALSO AVAILABLE

15 Upgrade to iOS 15 >

iOS 15



- I've installed and played with a number of iOS 15 features and really like many of them
- Unfortunately, by the time I've learned about them and know enough to present them, I ran out of time to include them in this presentation
- So, to give you a taste of some of the features, I'll include a short video from MacMost.com to give you a taste of some features and I'll go into more depth in my next talk



mac^{apple}most



Hints & Tips

Siri Sharing



- Siri now makes sharing your iOS screen really easy
- Open the content you want to share and bring up Siri
- Say, “Share this with (person’s name)”
- Siri will show a preview of what you’re about to send
- If what you’re looking at is just text, or if you’re in an app that doesn’t support this kind of link-sharing, Siri will ask you if it’s OK to share a screenshot

Siri Sharing



- Once you're happy with the preview, confirm with Siri, and the media will be sent via the Message app
- This feature works with Safari tabs, Apple Music, Apple Podcasts, Apple TV, Maps, Apple News, Photos, and any third-party apps that have enabled this feature
- Bonus Tip: Can't remember how to take a screenshot?
 - “Hey Siri, take a screenshot”
 - “Hey Siri, send a screenshot to Doug”



DELAWARE

MiD

MOBILE IDENTIFICATION

A smartphone screen showing the Delaware MiD app interface. The screen displays a digital driver's license for a sample user named Janice Sample. The license includes a photo, signature, and various fields: License No. 98765438, Class D, Expiration 03/15/2020, and Expiration 04/30/2024. It also shows physical attributes like Sex (M), Height (5'04"), Weight (125 lb), Eyes (BRO), and DOB (04/30/1970). A "Certify" button is visible on the right side of the screen.

| Field | Value |
|--------------|---|
| License No. | 98765438 |
| Class | D |
| Expiration | 03/15/2020 |
| Expiration | 04/30/2024 |
| Name | JANICE SAMPLE |
| Address | 2336 HESSLER BOULEVARD NEW CASTLE, DE 19720-0000 |
| Sex | M |
| Height | 5'04" |
| Weight | 125 lb |
| Eyes | BRO |
| DOB | 04/30/1970 |
| Restrictions | NONE |
| End | NONE |


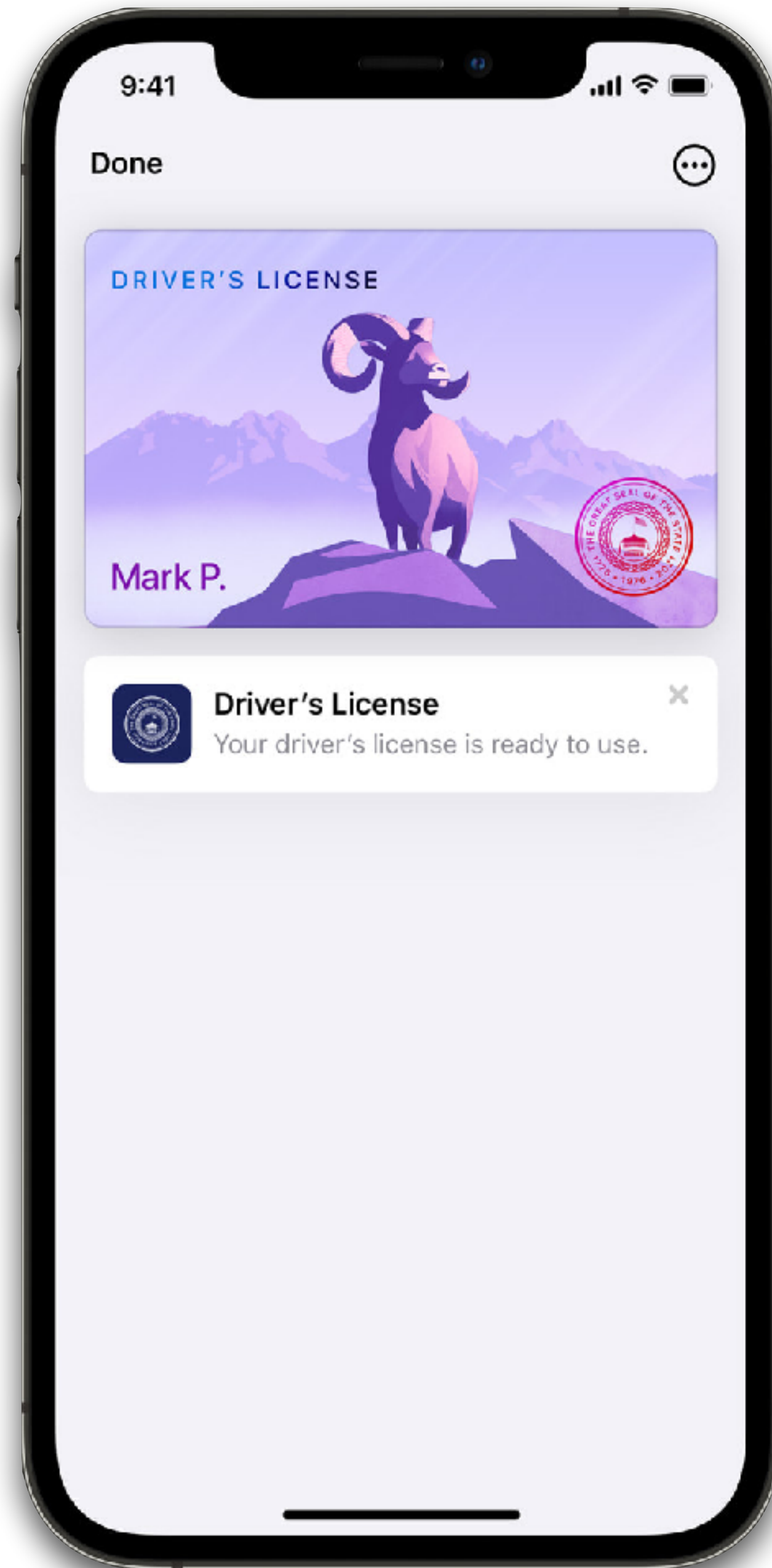
The simple, secure way to verify you.

A woman with dark curly hair, wearing a light pink shirt, is sitting and smiling while holding a smartphone. She is looking at the screen, which displays the Delaware MiD app interface. The background is a blurred outdoor setting with a wooden fence.

Mobile ID



- Apple announced that in participating states, driver's licenses or state IDs can now be added to Apple Wallet on an iPhone or Apple Watch
- Arizona and Georgia will be the first states to adopt the feature, followed by Connecticut, Iowa, Kentucky, Maryland, Oklahoma, and Utah
- The Transportation Security Administration (TSA) will enable select airport security checkpoints and lanes in participating airports as the first locations customers can use their driver's license or state ID in Wallet



Mobile ID



- While Delaware is not currently on the list, there is a Delaware/DMV approved app that provides similar functionality
- It's the DE Mobile ID app (<https://www.dmv.de.gov/mobileID/>)
- Mobile ID is a trusted, government-issued digital identity that verifies your ID with the DMV
- When creating a Mobile ID, users are required to capture and upload their physical ID and a live selfie that is compared with their DMV profile

Mobile ID



- Once confirmed, Mobile ID can only be unlocked by using a self-selected pin or TouchID/FaceID so your personal information is always protected
- Mobile ID allows you to control what information you share during a transaction
- For example, when buying age-restricted items, the app can confirm you are of legal age without having to share your birth date or address


Mobile ID



- Your ID is also automatically updated when you get a new license
- While it is considered an official state-issued ID, there are still circumstances where your physical ID is still required
- I think this is a very cool app, but I haven't found anywhere I've been able to use it yet
- Let's look at a video demo



Mobile ID



CONVENIENT

- Prove your identity and pay for your purchase from the same device at participating locations.
- ID check with barcode scanning is quick and easy – and contactless.

Note: It is required by law to present a physical driver license when requested.

SECURE

- Safer than carrying your ID in your wallet, the Mobile ID app is secure, using FaceID or TouchID.
- Mobile ID puts you in control by letting you decide what information you share.

CONTACTLESS

- Your Mobile ID can be checked without your phone leaving your hand, clean and simple.
- Seamless information sharing, on your terms.

Download the
app today!



11:40

LTE

Driver license



Active ✓

Last updated on Aug 12, 2020



Class None

ENDORSEMENTS:
None

RESTRICTIONS:
None

11:40

LTE

Driver license class D **Active ✓**

Last updated on Oct 19, 2020



JOE SAMPLE



Apply for REAL ID

Date of birth Age Gender Height Weight Eyes



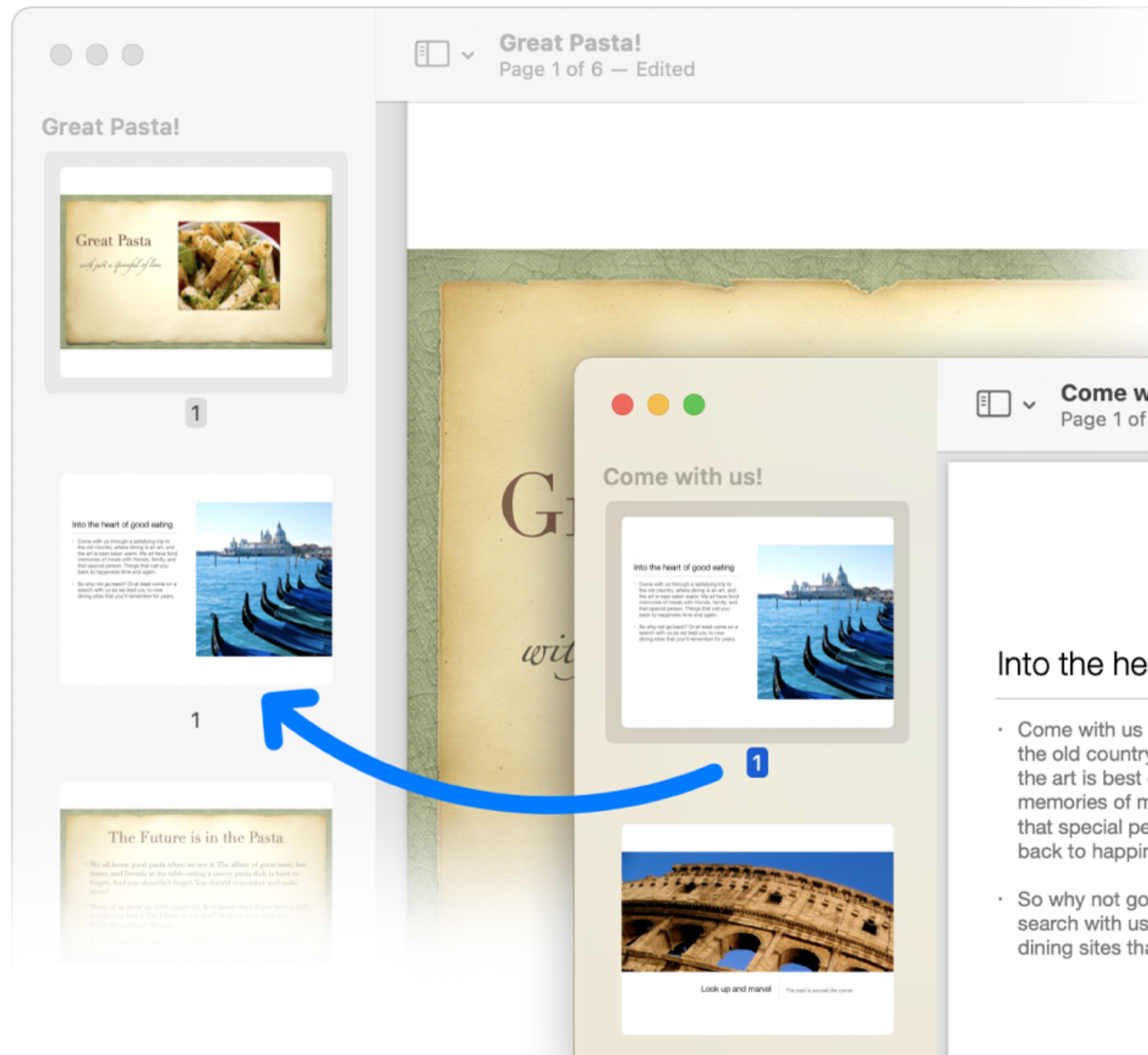
Hard to Believe?

This might possibly be the
funniest cloud picture I've EVER
seen! 😂😂😂





Using Preview's Thumbnails



Preview



- Preview is the default app for viewing images and PDF files on your Mac
- Which means that anytime you double-click on, or otherwise launch, an image or PDF, it will open in Preview
- Once you are in Preview, choose View > Thumbnails in the menu bar to display the thumbnails in the sidebar
- There will be 1 thumbnail for every page in the document
- These Thumbnail provide a very powerful way to manipulate PDF files



Hide Tab Bar

Show All Tabs ⌘⇧\

Hide Sidebar ⌘⇧1

✓ Thumbnails ⌘⇧2

Table of Contents ⌘⇧3

Highlights and Notes ⌘⇧4

Bookmarks ⌘⇧5

Contact Sheet ⌘⇧6

Continuous Scroll ⌘1

✓ Single Page ⌘2

Two Pages ⌘3

Soft Proof with Profile >

Show Document Background ⌘⇧B

Actual Size ⌘0

✓ Zoom to Fit ⌘9

Zoom In ⌘+

Zoom Out ⌘-

Zoom to Selection ⌘*

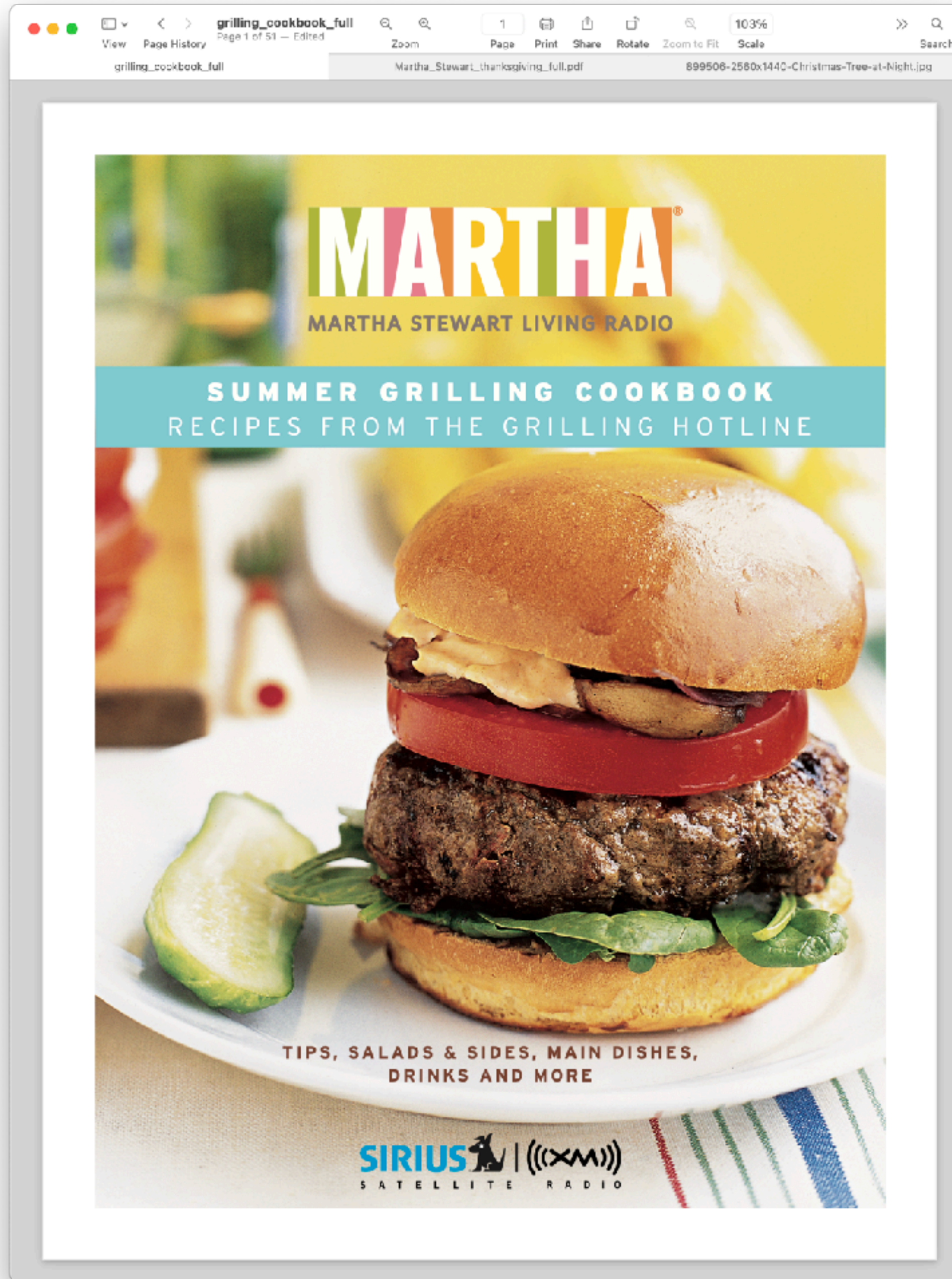
Show Markup Toolbar ⌘⇧A

Hide Toolbar ⌘⇧T

Customize Toolbar...

Slideshow ⌘⇧F

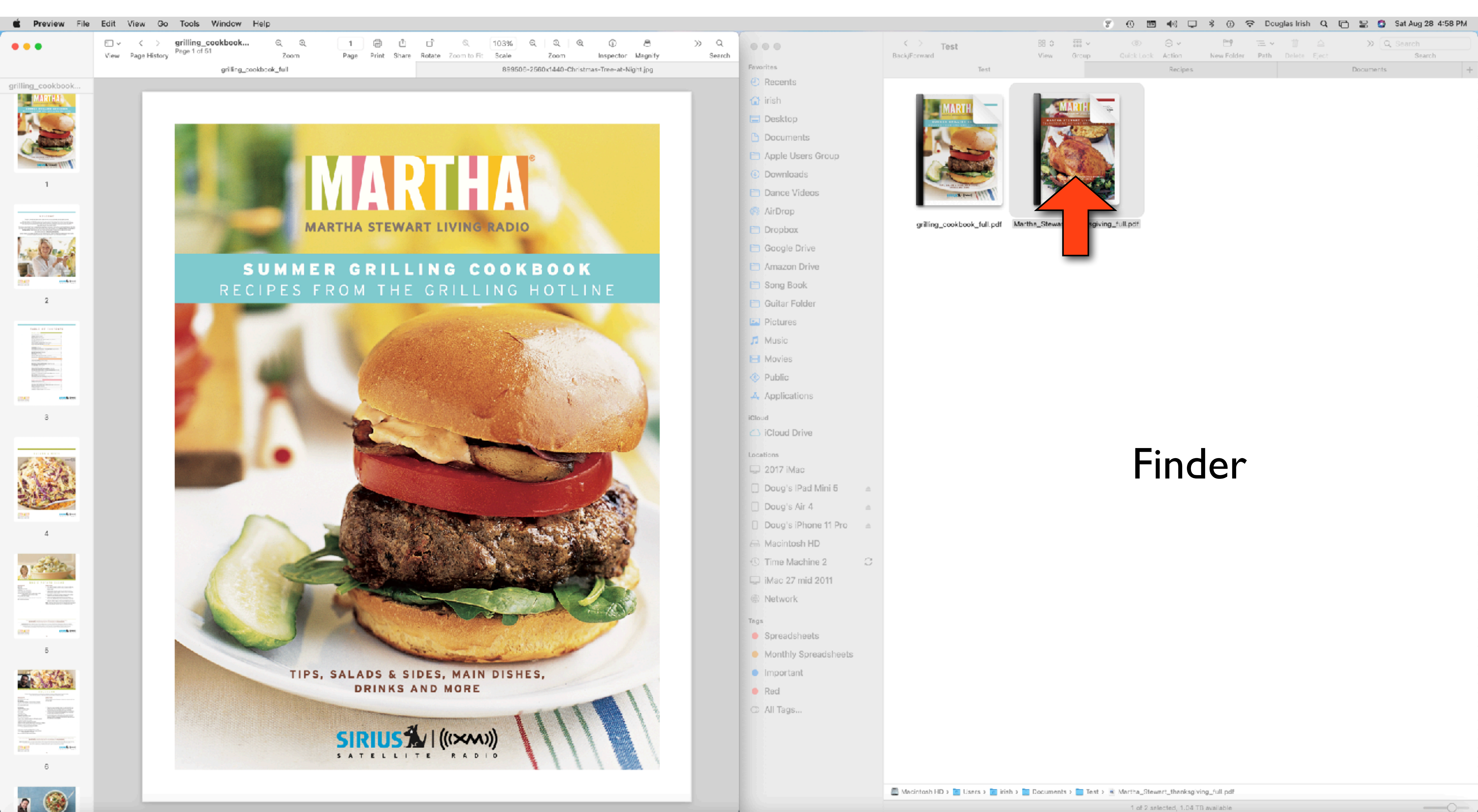
Enter Full Screen ^⇧F

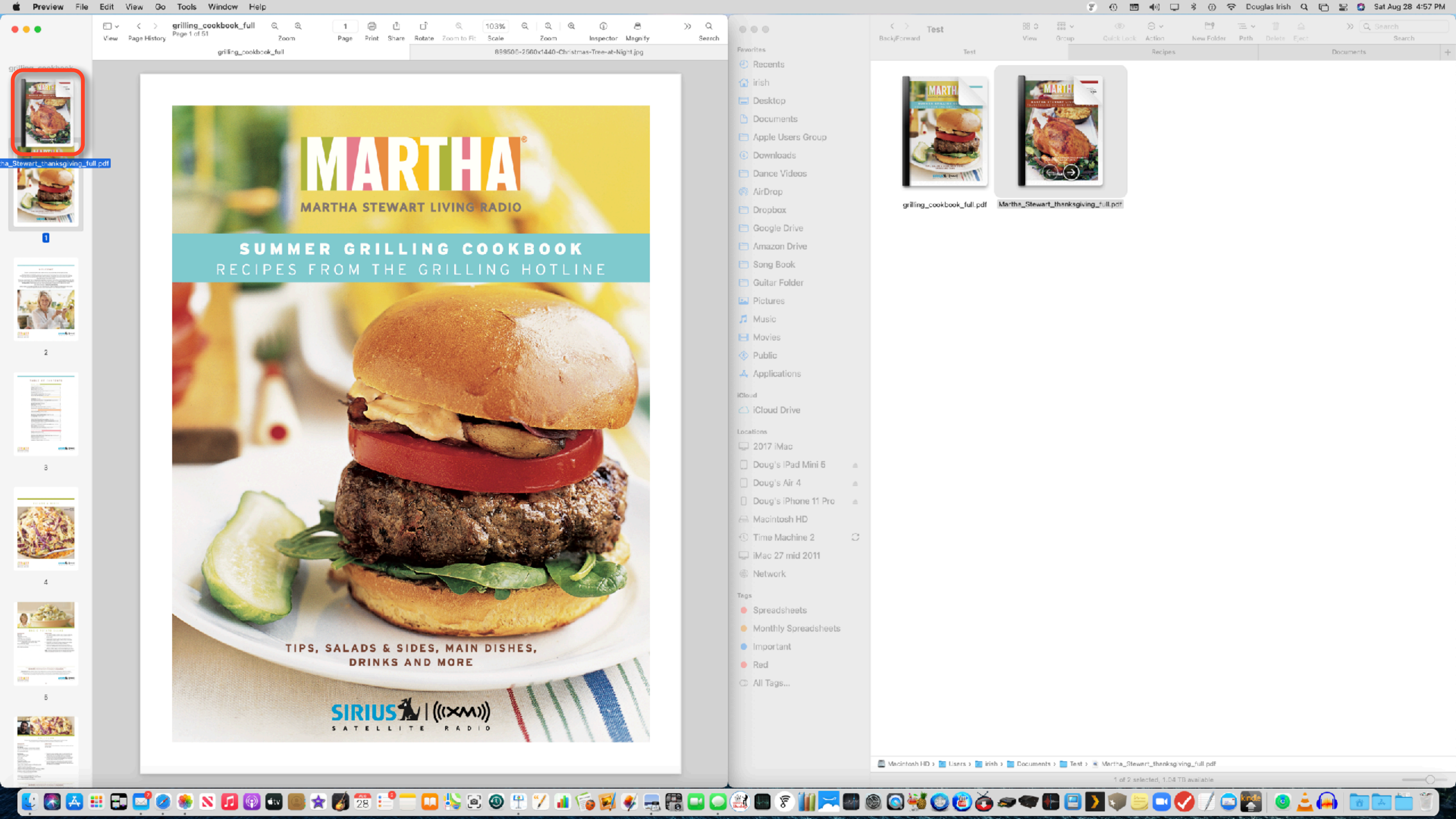


Preview



- Drag these thumbnails up and down to change the page order
- Select one or more thumbnails and then press the “Delete key” to remove the page(s) from the document
- To add an entire PDF to another PDF, drag the PDF icon in the Finder to the sidebar of an open document
- You can add pages to the end, beginning, or between pages in a document depending on where you drag the icon

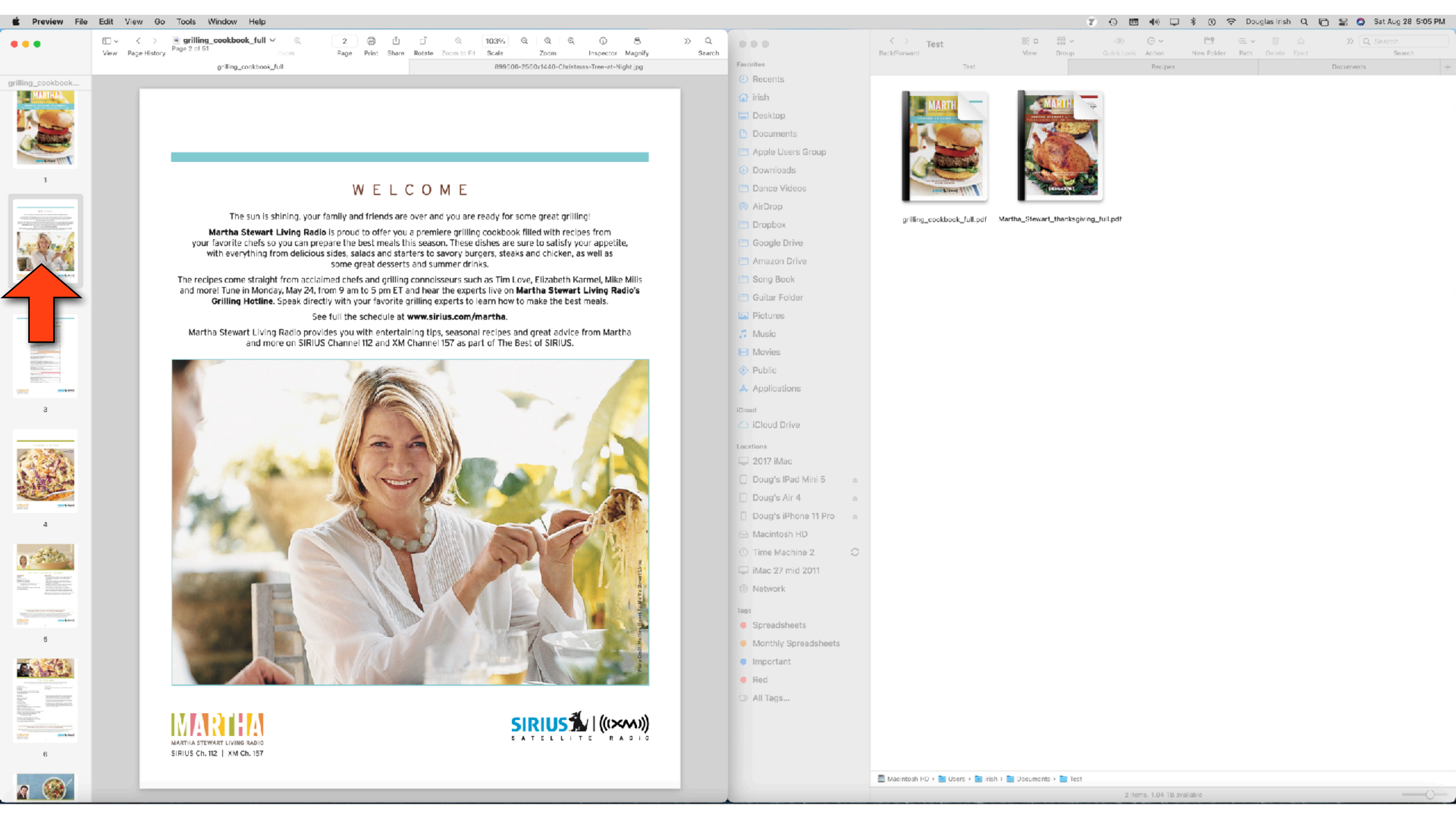


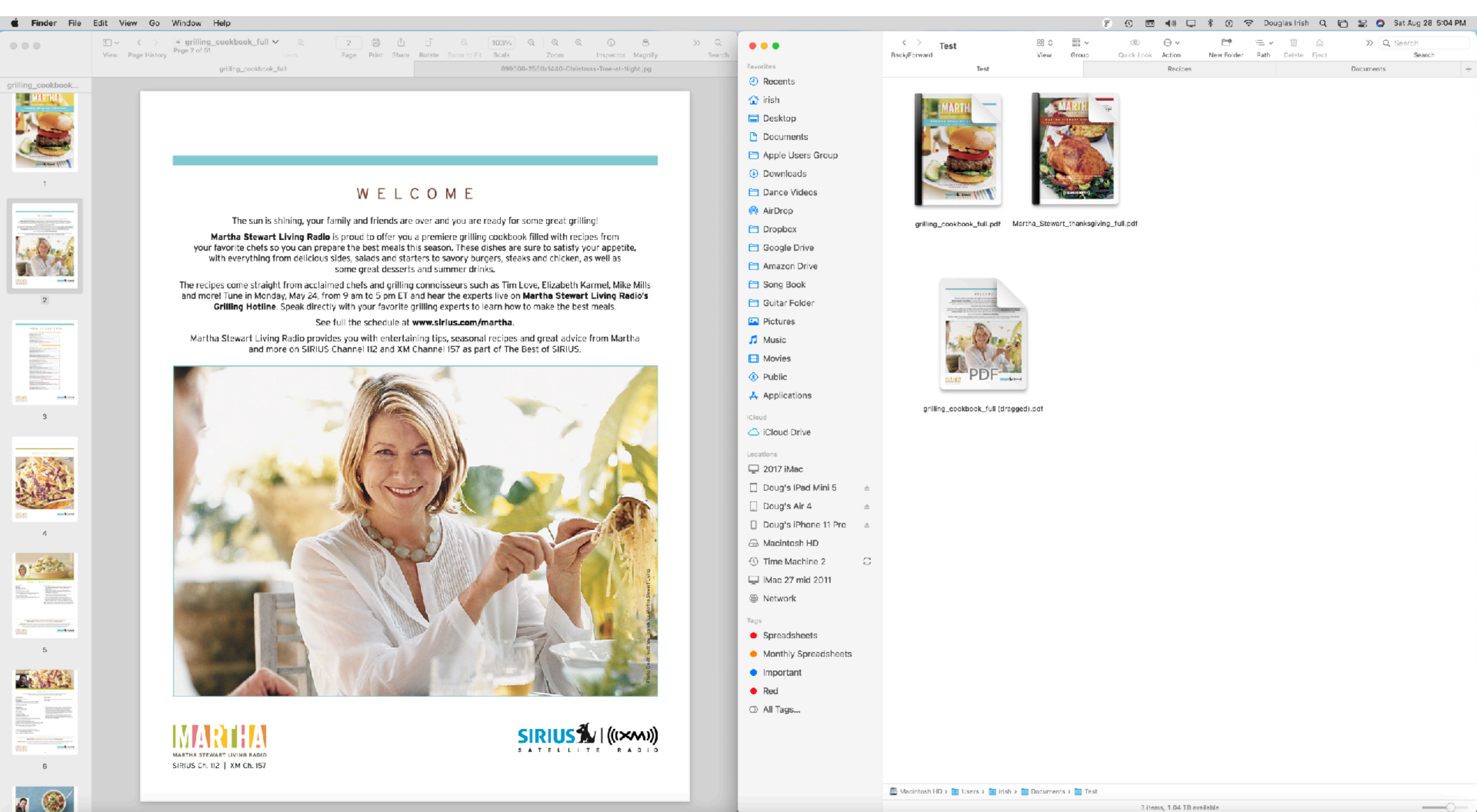


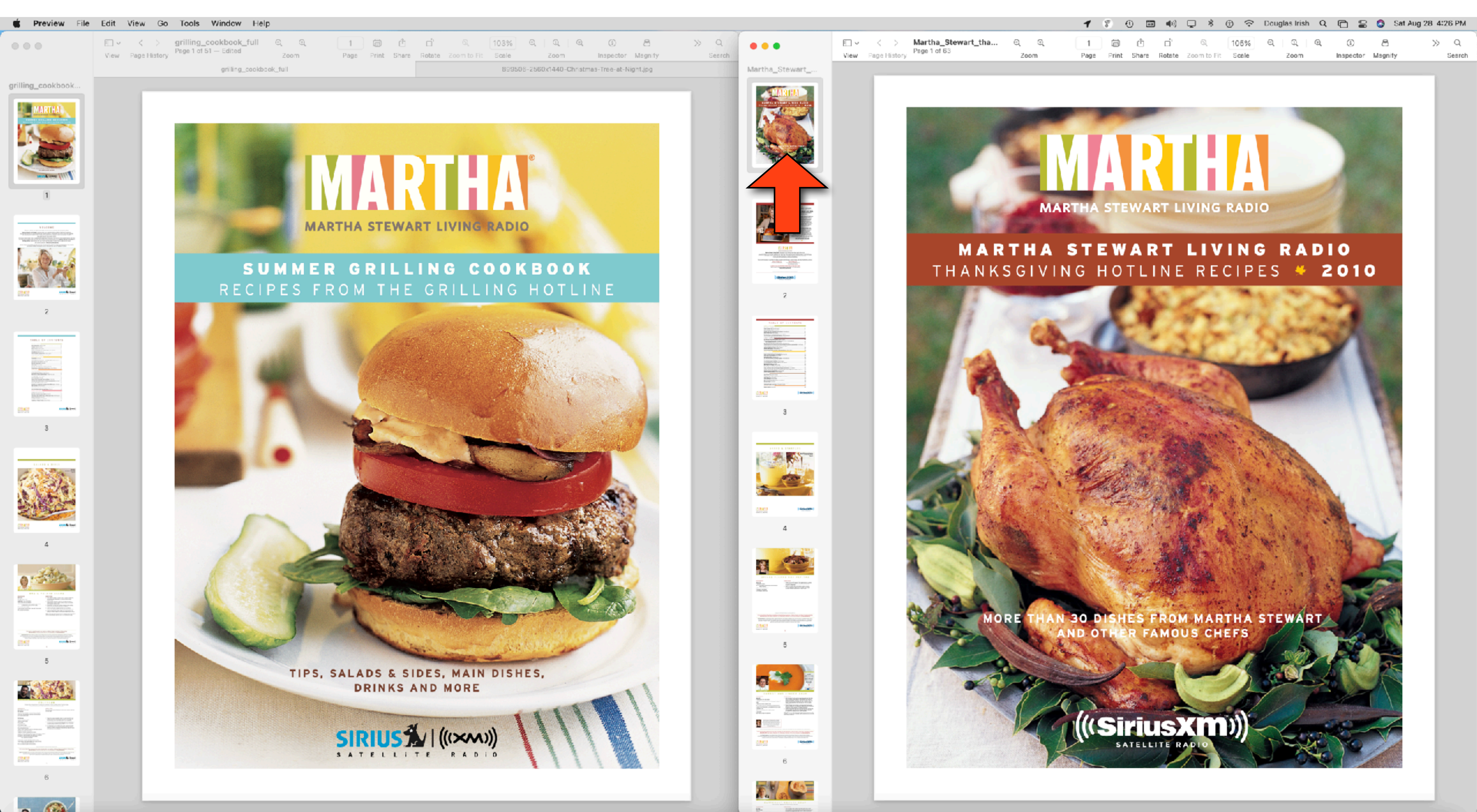
Preview

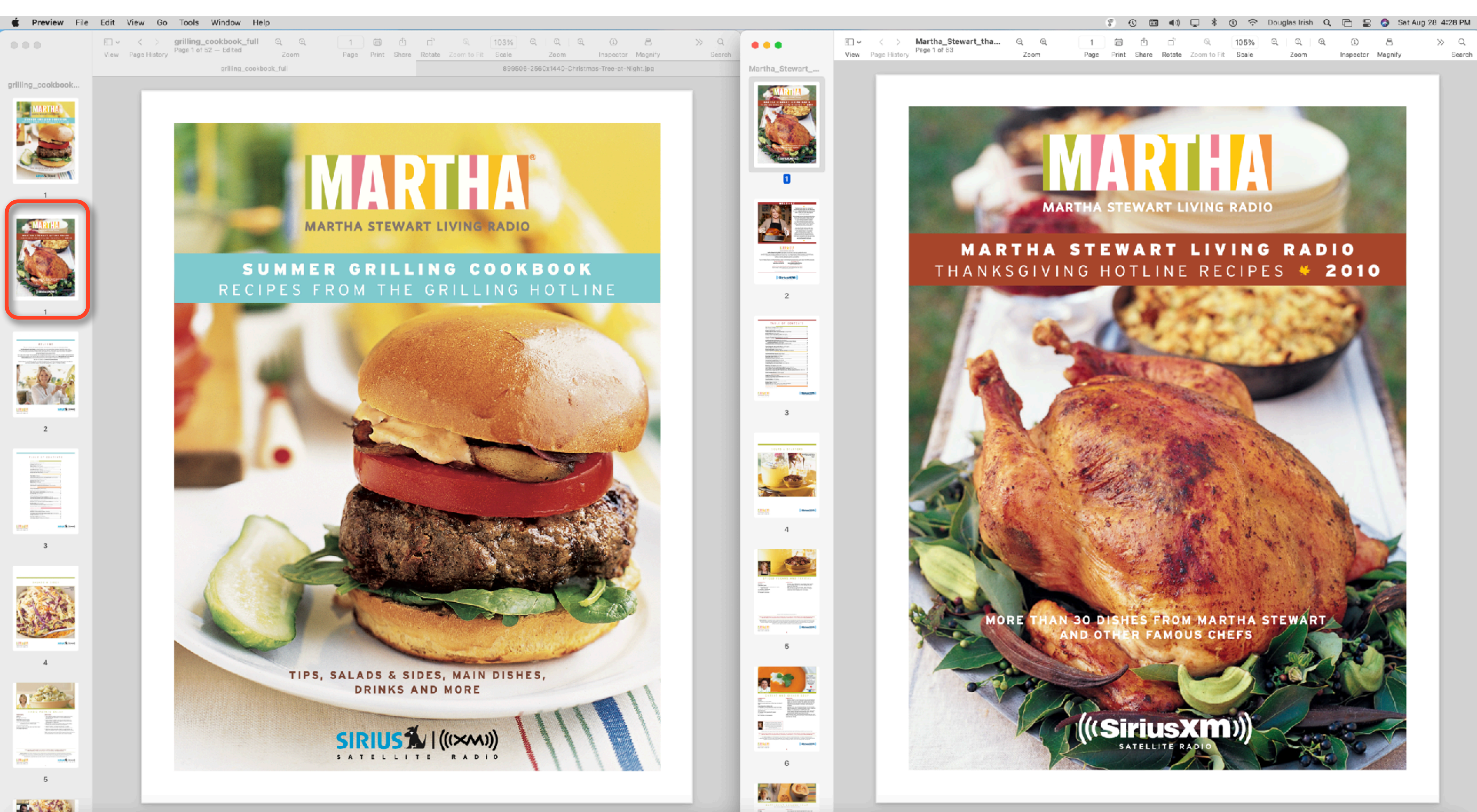


- Dragging a thumbnail or thumbnails to the Finder behind it, will create a new document with those pages
- This is useful if you have a document with a form
- You can remove the form, print it, and fill it out
- You can then rescan it and add the completed form back to the original document
- If you have two PDF documents, you can drag thumbnails from the sidebar of one into the other, thereby moving the pages between the documents









Answering an call

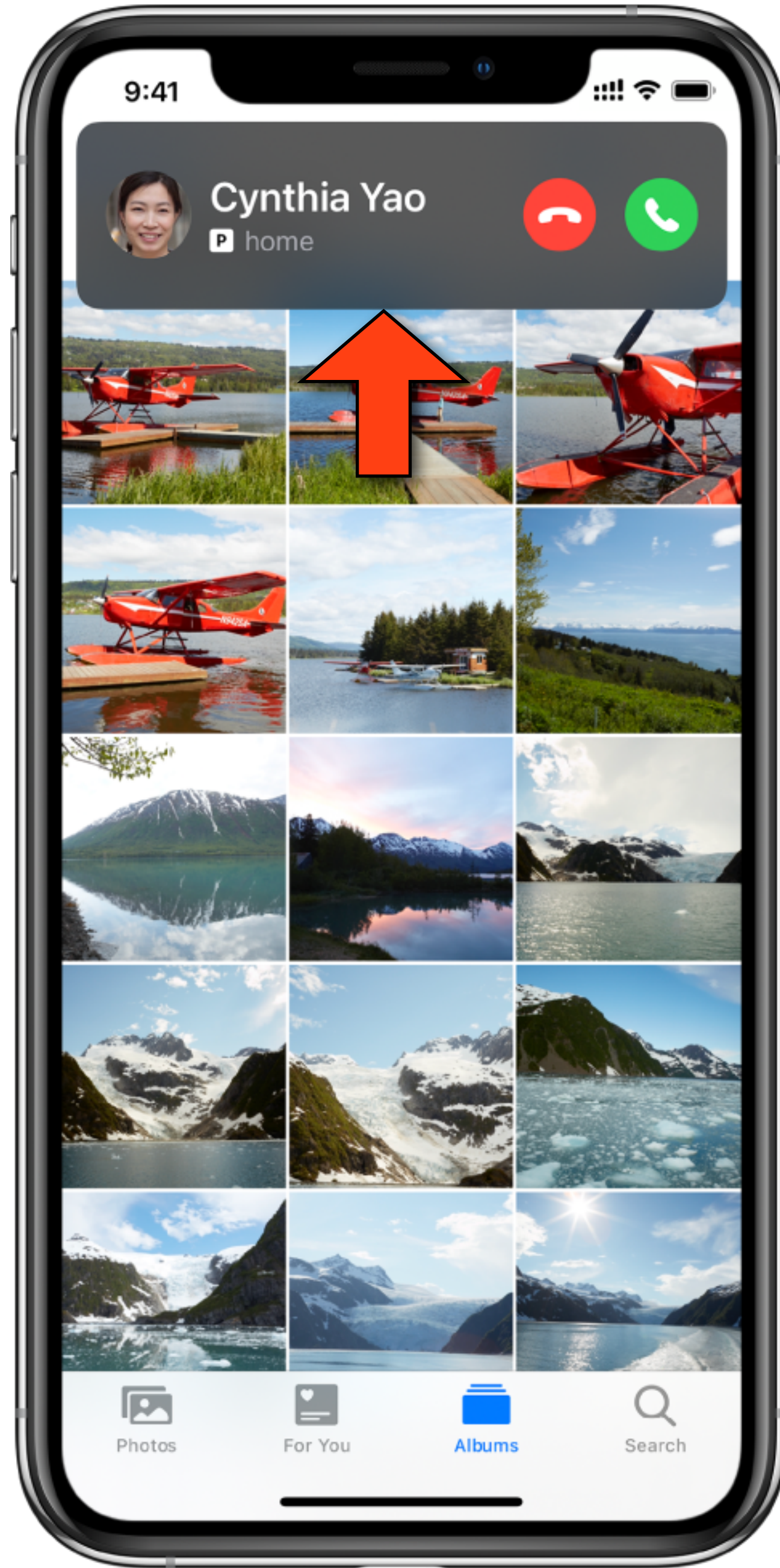


Answering an iPhone




- You have a choice of 2 display styles that you'll see when you have an incoming call
 - Banner (small notification at top of screen)
 - Full Screen
- You set this choice in Settings > Phone > Incoming Calls
- This setting controls how you receive phone calls and FaceTime calls or any other app that you might use to receive calls

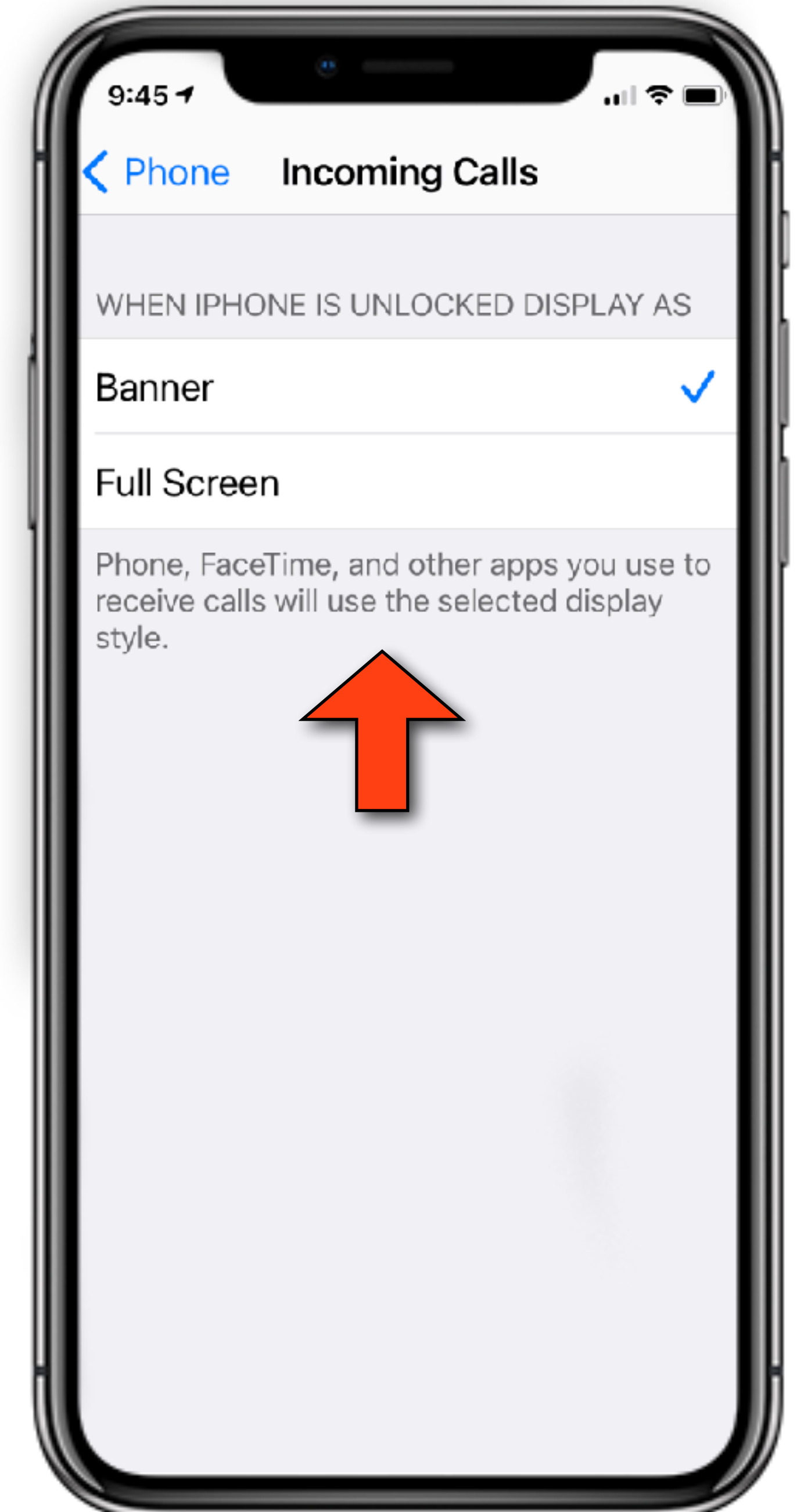
Banner



Full Screen



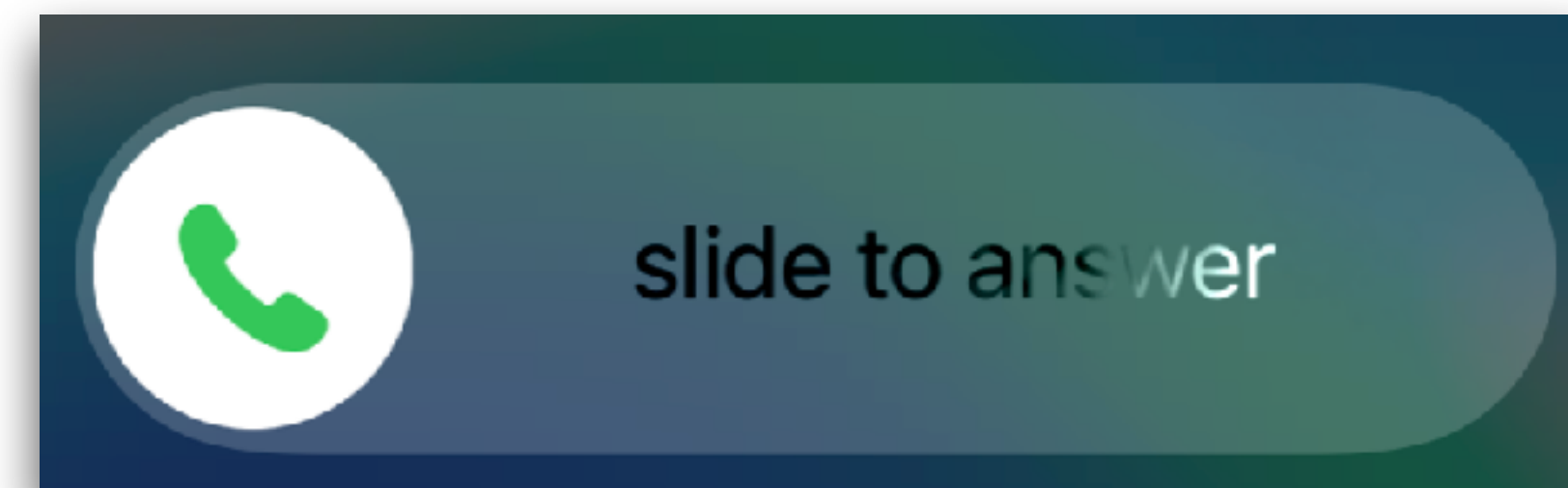
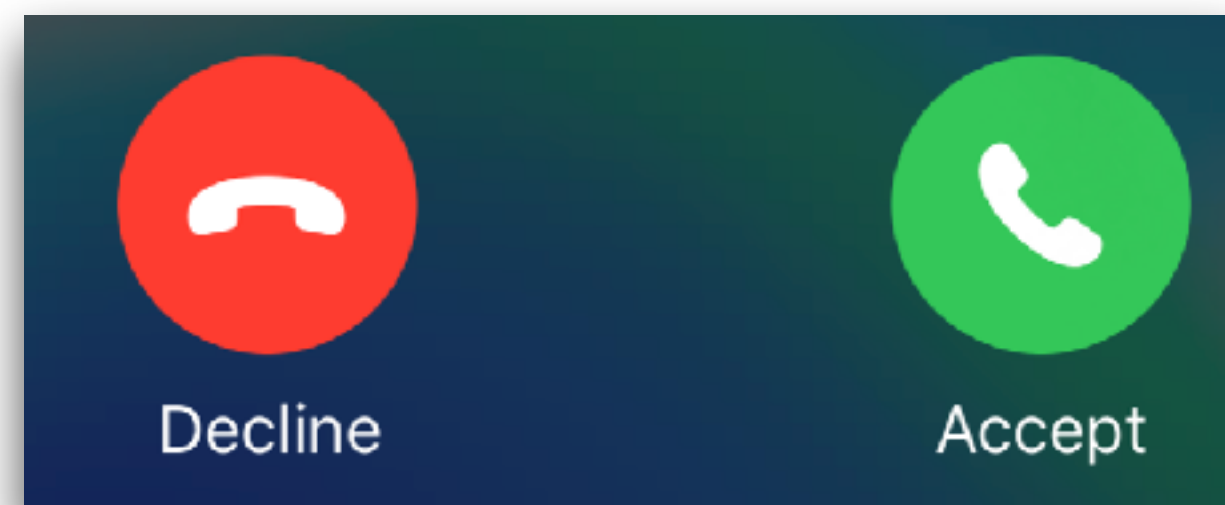
Settings



Answering an iPhone



- If your screen is unlocked and open, the decline and answer buttons will show
- But you don't always see the option to decline a call
- For example, if your iPhone screen is locked, the "slide-to-answer" bar appears instead
- So how do you decline a call?



Declining a Call




- Pressing the sleep button on the side of your phone (or either volume button) once will stop your iPhone from ringing or vibrating
- The incoming caller will continue to hear the phone ringing until it goes to voice mail
- A double click will decline the call and send the caller immediately to voice mail
- Note: In this case, the incoming caller will know that you've chosen to decline their call, since your voice mail will kick in sooner than expected

Send a Message



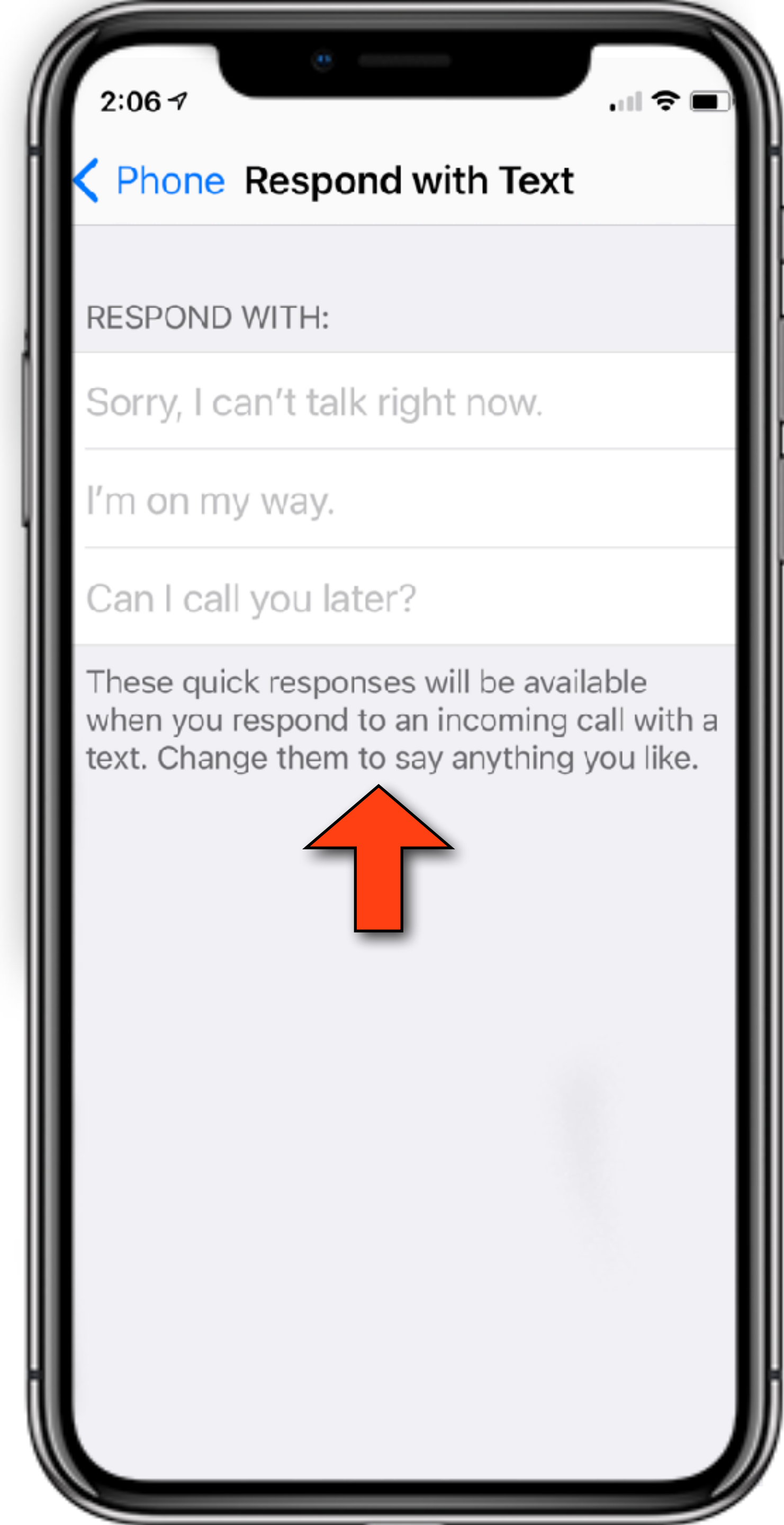
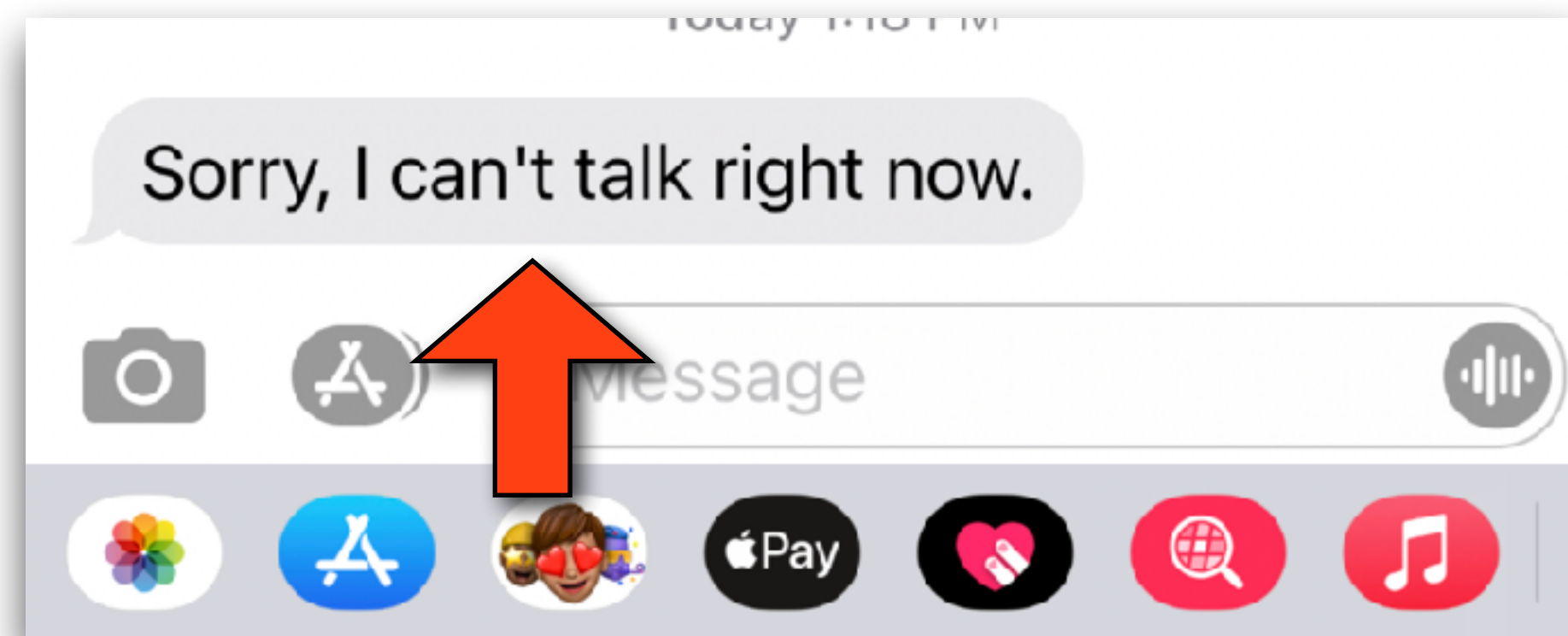
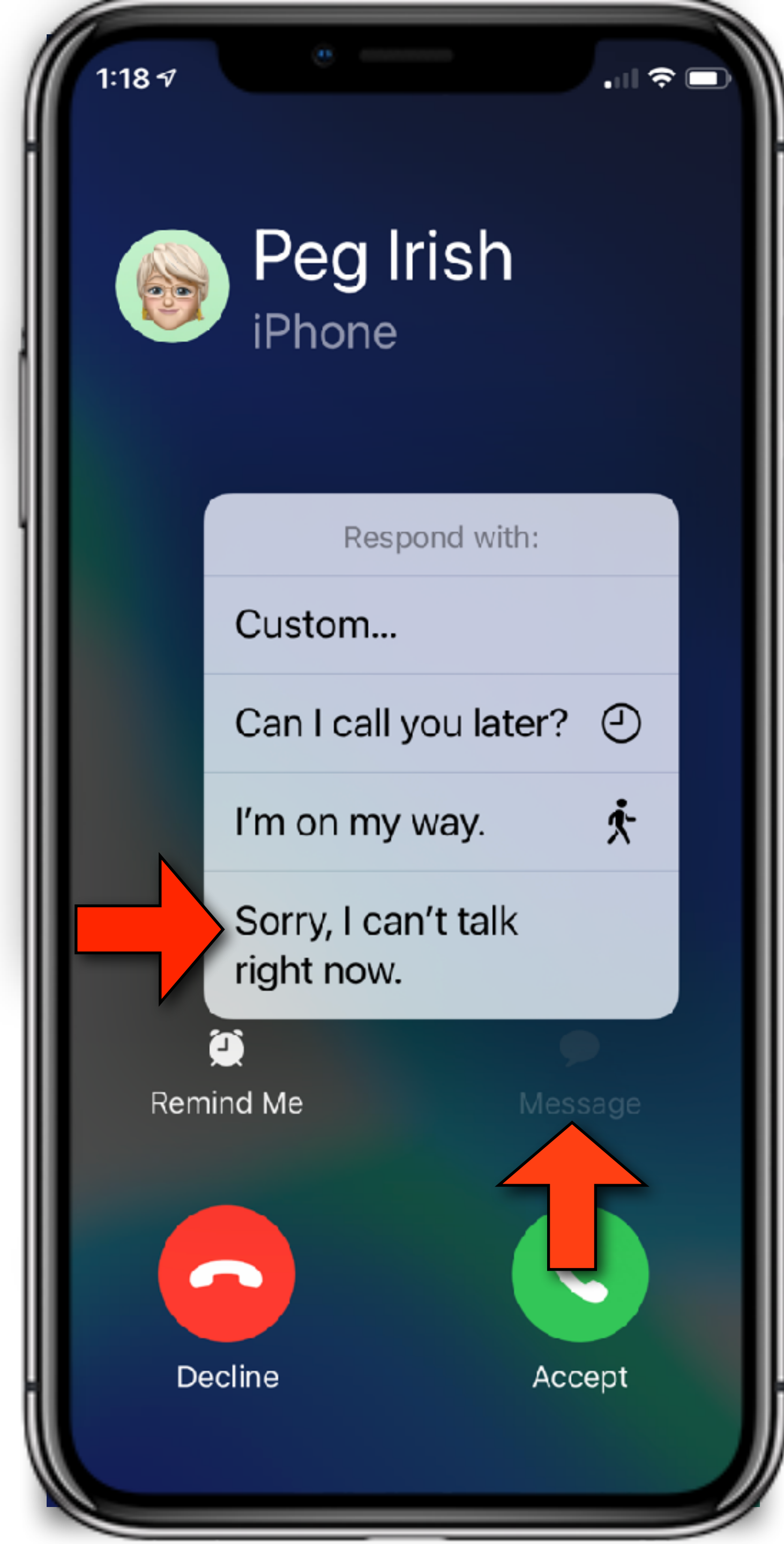
- You can also decline a call, and at the same time, send either a Message to the person, or set a Reminder to call that person back
- If you click “Message”, you’ll get a screen with 3 possible messages
 - Sorry, I can’t talk now
 - I’m on my way
 - Can I call you later?



Send a Message



- Select one of the messages and the caller will be sent directly to voice mail and will receive that message
- Of course, the caller must be using a mobile phone to receive messages
- You can change the default messages in: “Settings > Phone > Respond with Text”
- In addition to the 3 default messages, you can select “Custom” which will take you directly to the messages app and allow you to type whatever you wish

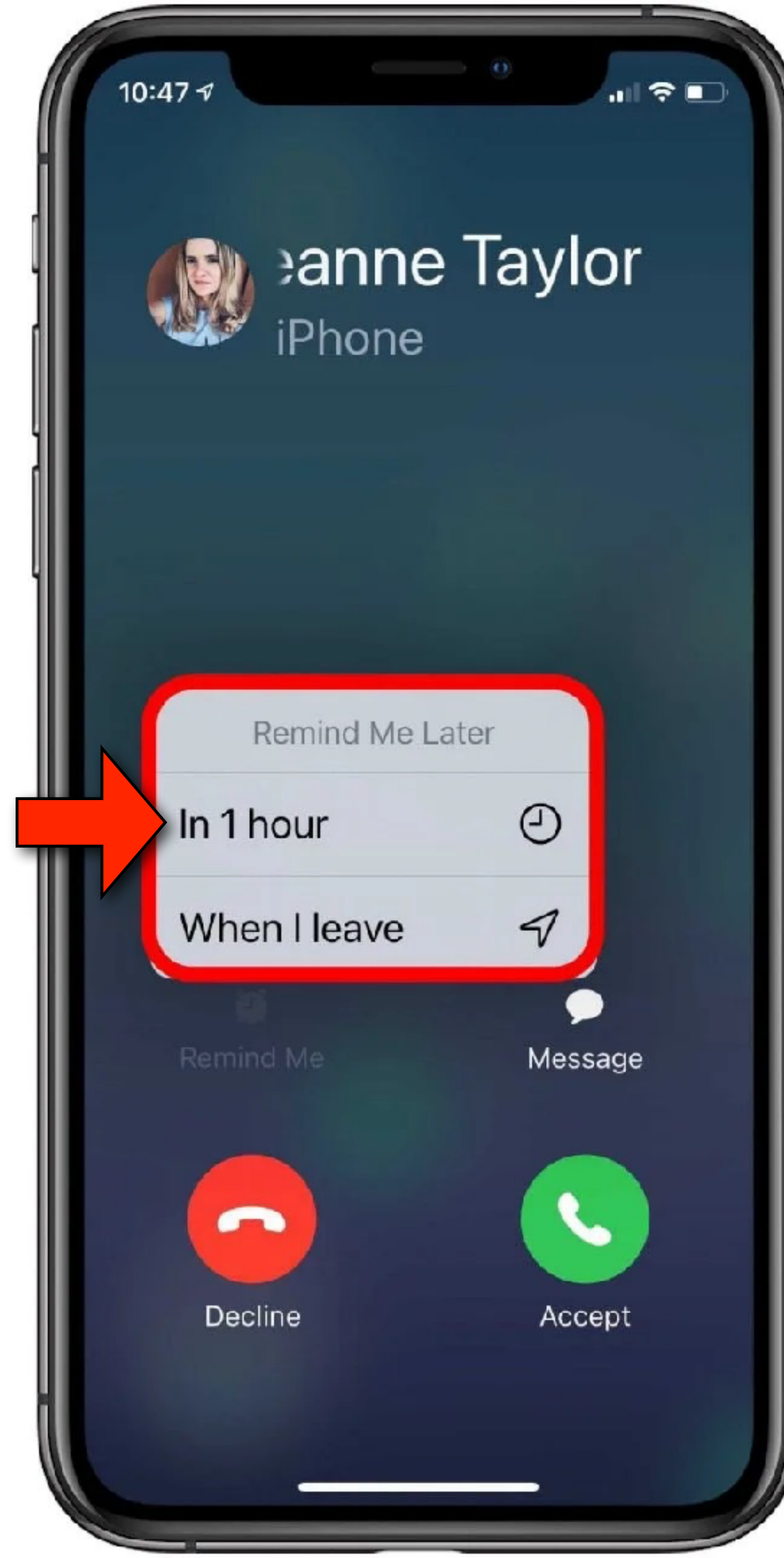
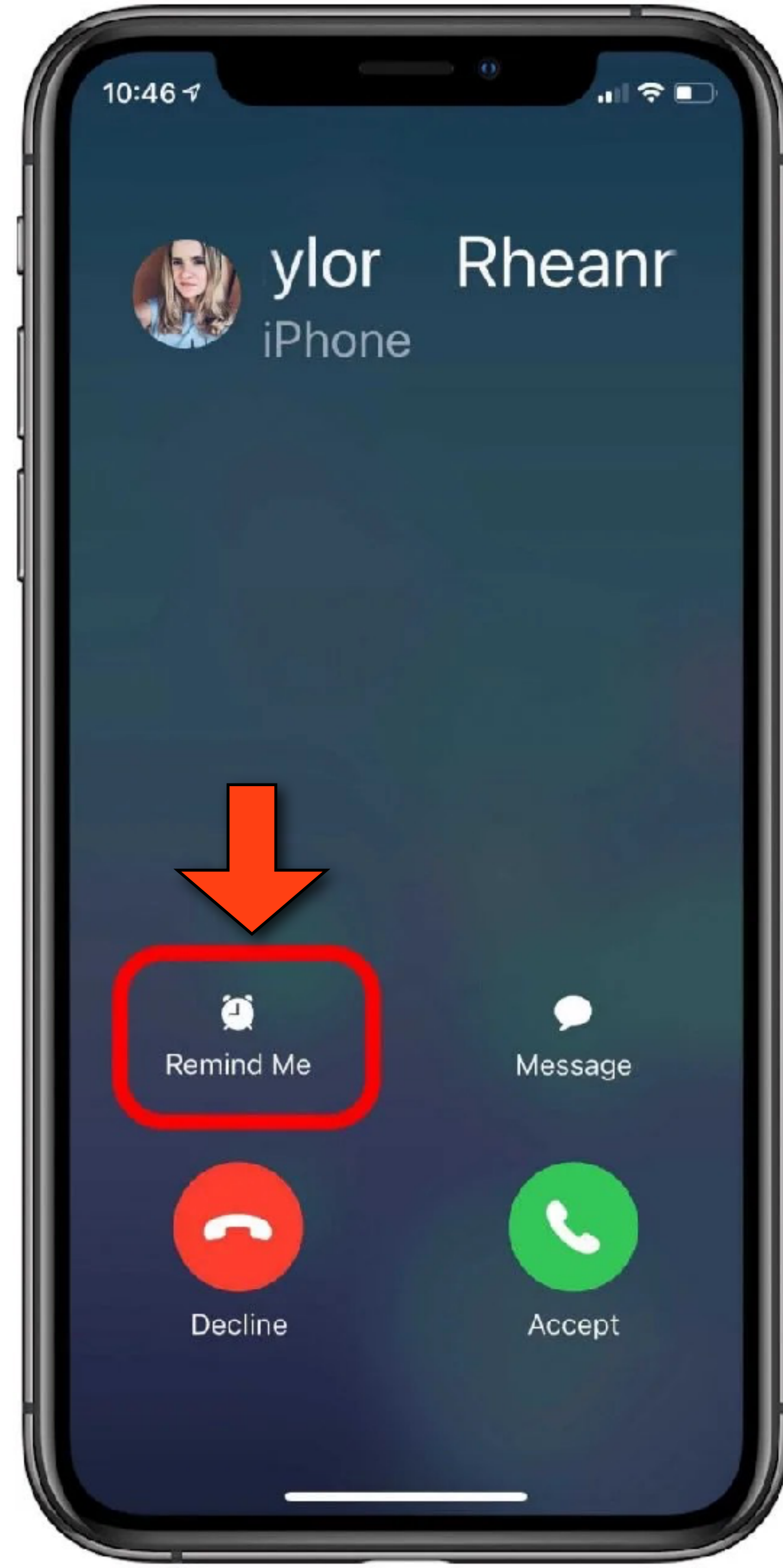


Set a Reminder



- If you click “Remind Me”, your caller will be sent directly to voice mail and you can set a reminder to call back either:
 - In 1 hour
 - Or when you leave your current location
- Also, know that you can use another app while on a call:
 - Go to the Home Screen, then open the app
 - To return to the call, tap the green call indicator at the top of your screen





Reminders

- ☐ Call back Peg Irish
Today, 2:17 PM
- ☐ Call back Peg Irish
Leaving: 1 Solar Ct



Questions?

Thank You!

