



Apple User Group

September 28, 2017
Episode 77*



*Since Jan 2010

Next Meeting

Thursday 1:00pm

November 30, 2017

No October meeting
NSC Fall Sale





Apple News!

Apple News



- Apple raised the prices of the 256 GB and 512 GB iPad Pros by \$50. (No change to the 64 GB models)
- New versions of iOS, watchOS, and tvOS were released September 19
- macOS High Sierra was released Monday. I will cover this release in November
- If you rent a movie on iTunes, you now have 48 hours to finish it once you start watching (up from 24 hours)
- IKEA has unveiled an iOS app called IKEA Place, that uses augmented reality to preview how furniture will look at your house

IKEA's Place App



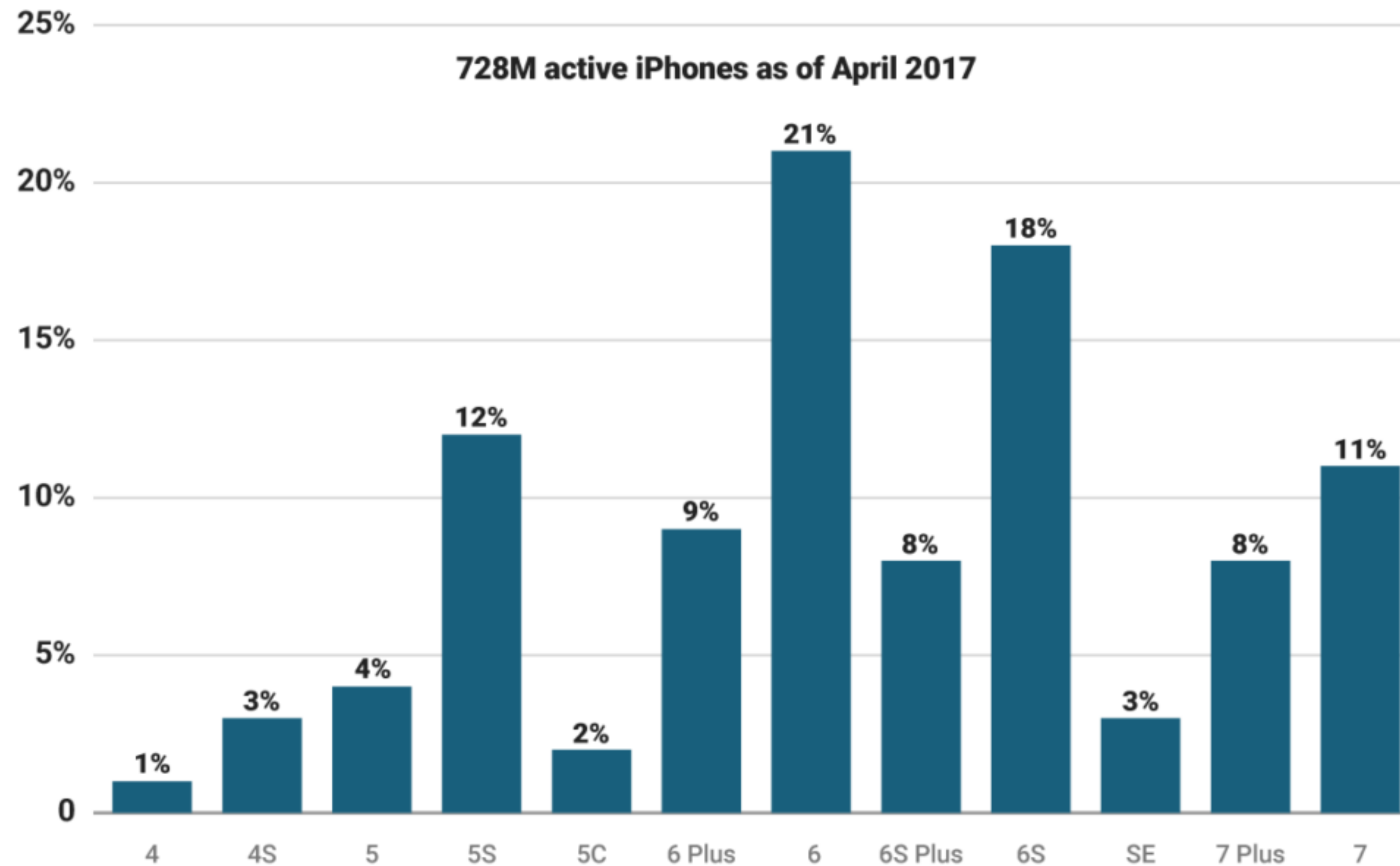
Apple News



TECH CHART OF THE DAY

THE IPHONE 6 STILL RULES THE APPLE KINGDOM

Model breakdown of active iPhones worldwide in April 2017



SOURCE: Newzoo

New Lab iMac



New iMac



- The new Senior Surfer iMac has been installed in the lab
- It's a 2017 iMac with a 21" monitor and 256GB solid state drive
- It has all the standard Apple products installed (Pages, Numbers, Keynote, Photos, Mail, etc...)
- It has a wireless Apple keyboard and wireless Apple Magic Mouse 2
- You charge these by plugging them into the lightening cable on the Mac (no batteries)
- I also moved the trackpad over from the old iMac to the new one

New iMac



- The only non-Apple products I installed are MacTracker and Pro Solitaire
- The only files I moved were some music and photos from the old iMac to use as examples
- I reformatted the old Time Machine drive and installed it on the new iMac
- The screen is beautiful and it's really zippy
- It's really a nice machine. Try it, you'll like it!

iTunes 12.7 macOS



- The new iTunes release “is designed to focus solely on music, movies, TV shows, podcasts, and audiobooks on your Mac”
- The iOS App Store section has been entirely eliminated, along with ringtones section
- Apps and ringtones can now only be downloaded using your iOS device
- Also, Internet Radio is now part of Music, and iTunes U has been folded into Podcasts
- iTunes has been criticized as bloatware, and this is probably a move to being to remedy that

Apple's Fall Announcements



Let's meet at our place.

Please join us for the first-ever event at
the Steve Jobs Theater in Cupertino.

Apple's Fall Announcements

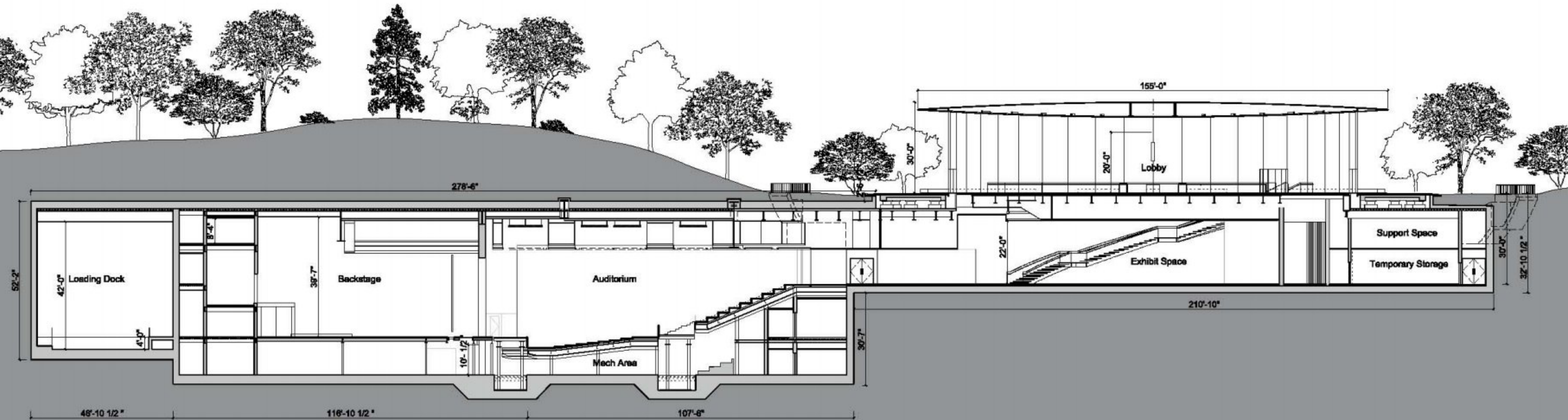


- Apple's Fall Announcements were held at Apple's new campus: Apple Park, in the new Steve Jobs Theater
- The reception area has no visible columns to support the roof, just the glass walls
- The wires and water to the roof are hidden between the glass panes
- The 1,000-seat theater is mostly underground, with stadium seating, two glass elevators, and a hidden demo area





Steve Jobs Theater



Apple's Fall Announcements



- Tim Cook began the event with an video tour of the theater and an emotional tribute to Steve Jobs (YouTube)
- As usual, they put on a very professional and in my opinion entertaining show
- I really enjoy watching their big announcements
- If you want, you can watch the entire 2 hour announcement on Apple's web page or the podcast app (iPad, iPhone, or Apple TV)
- There were new products announced for Apple TV, Apple Watch, and iPhone

Apple TV 4K



AppleTV 4K



- The new Apple TV has much better video capability:
 - It's 4K which gives you a crisper picture using four times more pixels than standard HD
 - It has High Dynamic Range (HDR) which delivers brighter, more realistic colors and greater detail. The new Apple TV supports both the Dolby Vision and HDR10 standards for HDR
 - From everything I've read and heard, HDR provides a bigger impact than 4K does on picture quality
- Important Note: You must have a TV that supports 4K and HDR to take advantage of these features

AppleTV 4K



- Other improvements to the new Apple TV includes:
 - CPU performance is twice as fast as the last Apple TV
 - It's graphics speed is four times as fast
 - Ethernet has been upgraded to Gigabit Ethernet from 100Base-T
 - The 802.11ac Wi-Fi now supports dual band (2.4GHz and 5GHz)
 - Bluetooth was upgraded from version 4.0 to 5.0

AppleTV 4K



- The price was raised to \$179 (32GB) and \$199 (64GB)
- The Apple TV (4th Generation) is still available for \$149 (32GB)
- Apple also announced a pleasant surprise in that 4K content in iTunes will be available at the same price as current HD content
- Also, if you bought movies in HD in the past, they will automatically be updated to 4K for free
- Advice: There's no need to upgrade unless you can use (and want) 4K HDR content
- Also make sure you have a relatively fast internet connection

Apple Watch Series 3



Apple Watch Series 3



- Apple claims the Apple Watch is now the #1 watch in the world
- The big news is that Apple Watch Series 3 is now available with an optional cellular radio (LTE)
- That means you make phone calls, text, stream music, use Siri, get directions, all without the need for an iPhone nearby
- (Note: You still need to have an iPhone to use an Apple Watch)
- During the presentation, a call was made to an Apple employee with an Apple Watch on a surf board in the middle of a lake and the audio quality was incredible

Apple Watch Series 3



- Other improvements include a faster dual-core chip and a new barometric altimeter that'll allow the device to track the number of steps and hills you take each day
- Apple is expanding the health features of its watch line with a focus on an improved heart rate monitoring system
- The watch will show your current heart rate whenever you raise your wrist to check the time, and constantly calculates your base heart rate

Apple Watch Series 3



- The watch will also notify wearers if their heart rate jumps up when they're not actually exercising, indicating a potential problem
- Apple wants the watch to be able to detect common heart conditions such as atrial fibrillation, which affects tens of millions of people and often goes undiagnosed
- Apple with Stanford Medicine is launching a new study on atrial fibrillation, the first of its kind using a consumer-grade wearable device

Apple Watch Series 3



- You'll need at least an iPhone 6 to work with the Series 3
- Battery life remains the same at approximately 18 hours
- The Apple Watch Series 3 will ship with an aluminum case in either Gold, Silver, or Space Gray as well as premium ceramic options in White or Black
- In addition, the company has new bands and colors available
- The base model (38mm) Series 3 will ship for \$329, while the cellular version will cost \$399

Apple Watch Series 3



- Apple is keeping the Series 1 model around as a low budget option, with pricing beginning at \$249, and the Series 2 had been discontinued
- In terms of cellular plans, the Apple Watch Series 3 will use an e-sim that will use the same number as your iPhone
- Bad news: Carriers are charging \$10 a month (\$120/year) to add a watch to an existing data plan
- They also are providing the first 3 months for free, but charging an activation fee of \$25-\$30 which may be waived for existing customers (Ughhh)

Compare Apple Watch Models

Series 3 GPS + Cellular



Apple Watch
From \$399

Order

Aluminum case
with Sport Band or
Sport Loop

Stainless steel
case with Sport
Band or Milanese
Loop



Apple Watch Nike+
From \$399

Order

Aluminum case
with Nike Sport
Band or Nike Sport
Loop

Series 3 GPS



Apple Watch
From \$329

Order

Aluminum case
with Sport Band



Apple Watch Nike+
From \$329

Order

Aluminum case
with Nike Sport
Band

Series 1



Apple Watch
From \$249

Buy

Aluminum case with Sport Band

Apple Watch Advice



- For me, the \$120/year surcharge from the carriers is too much for the rare instances when I wouldn't want to carry my phone with me
- I would either consider the GPS only model for \$70 less or,
- The GPS + Cellular without a cellular contract
 - The extra \$70 gives you a sapphire crystal and 16GB vs. the std. 8GB
- Will I get one?
- For the first time since the Apple Watch was announced, I am tempted, but haven't decided yet

iPhone 8/8+



iPhone 8/8+



- Apple introduced the iPhone 8 and iPhone 8 + with the same LCD screen sizes (4.7” and 5.5”) as the iPhone 6/6s/7 models
- The iPhone 8 will use a new six-core A11 Bionic processor
- The A11 is the fastest chip available for any smartphone: Faster than a Galaxy S8, and even faster than the iPad Pro, or the MacBook Pro
- An Apple-designed GPU delivers a 30 percent speed boost
- It also has a new image signal processor, providing faster autofocus in low light, improved pixel processing, and better noise reduction

iPhone 8/8+



- It can be charged wirelessly using Qi power mats (not included)
- It has a glass-backed phone design, which Apple claims it is the hardest glass ever found on a smartphone
- iPhone 8 has a 12 megapixel camera with new improved sensors and optical image stabilization
- The device's cameras are optimized for augmented reality
- It comes in three colors: silver, space gray, and gold, and is available now

iPhone 8+ vs 8



- Differences:
 - Larger Screen size: 5.5” vs 4.7”
 - Better Camera:
 - A second telephoto lens, that provides a real 2x optical zoom vs. a digital zoom
 - Portrait mode and Portrait Lighting (more about this later)
 - Better battery life
 - \$130 higher price

iPhone X



iPhone x



- Apple also introduced the iPhone X (pronounced "iPhone Ten") presumably due to this being the iPhone's 10th anniversary
- This begs the question “What will next years models be called?”
 - iPhone 9, iPhone X series 2?
 - iPhone, iPhone Pro?
- Tim Cook referred to this as the “Future of iPhones”
- The iPhone X also uses the A11 Bionic processor found in the iPhone 8

iPhone x



- It has the biggest screen (5.8") ever seen on an iPhone
- But the physical dimensions are just slightly larger than the iPhone 7 (much smaller than the 7+)
- This is the ideal situation. Large Screen, with a reasonable size body
- They do this by basically minimizing the bezel around the screen
- It does have a slightly odd "cutout" at the top of the phone to allow for the front-facing camera and sensors

iPhone X



iPhone x



- It has a "Super Retina" display, with a 2436 x 1125 resolution or 458 pixels per inch, the highest ever for an iPhone
- It's an OLED screen, that supports HDR, and 3D Touch technology as well as the "True Tone" display found on the iPhone 8 and iPad Pro
- The phone is wrapped with stainless steel and has glass on the front and back and comes in two finishes: silver and black
- Battery life has been improved by 2 hours over the iPhone 7
- Preorders begin on Friday, Oct. 27 with arrivals beginning Nov. 3

iPhone X Folio Case



- Apple has released a new iPhone X case for \$99:
- The iPhone X Leather Folio fits snugly around your iPhone
- Open it and your iPhone X wakes up, close it and it goes to sleep just like an iPad
- Inside there's a soft microfiber lining for even more protection, and space to hold your bills, small notes, and several cards
- And you can keep it on all the time, even when you're charging wirelessly

Wireless Charging



- Like the iPhone 8 and 8 Plus, the iPhone X will also include wireless charging
- To facilitate this, the entire iPhone lineup now has glass backs (like the iPhone 4/4S)
- Apple is using Qi, one of the biggest open wireless charging standards. That means that plenty of wireless charging pads out there should work with the new iPhones right out of the box
- Apple will make its own charging mat that will work with the iPhone X or iPhone 8, as well as the Series 3 Apple Watch and a new wireless charging case for AirPods
- The Apple charging mat called AirPower will come out next year

AirPower





Home Button

- To accommodate the larger display, the home button was eliminated
- This requires some new gestures:
 - You raise the phone or tap the screen to wake it
 - A swipe up from the bottom gets you back to the home screen
 - Swiping up and pausing will bring you to the multitasking menu
 - Say "Hey Siri" or hold the side button to get Siri



“So those 10 years of cultivating my home button skills were all for nothing?”

Barbara Kalos
Owl Trapper





Face ID

- There can be no Touch ID without the home button
- To unlock the iPhone X, you look at it and it recognizes you. This is called Face ID
- It uses the front-facing camera as well as other sensors, including an infrared sensor, flood illuminator and a dot projector, to unlock the phone.
- It'll update your face scan frequently to account for changes like haircuts, hats and beards



Face ID



- You can not add a family member as a second face like you can with Touch ID
- Apple says it's a one-in-a-million chance that someone else's face would unlock your phone, as compared with one in 50,000 for Touch ID
- Face ID also lets you authenticate Apple Pay purchases -- by clicking the side button twice and looking at the screen

Face ID

Dot Projector

More than 30,000 invisible dots are projected onto your face to build your unique facial map.

Infrared Camera


An infrared camera reads the dot pattern, captures an infrared image, then sends the data to the secure enclave in the A11 Bionic chip to confirm a match.

Flood Illuminator

Invisible infrared light helps identify your face even when it's dark.



Other Sensors





Portrait Lighting



- Portrait Lighting takes advantage of the multi-focus feature in the iPhone 8 plus and the iPhone X cameras
- It separates you from the background and blurs it out, as before in Portrait mode (Available on 7 plus)
- But now uses AI to examine the contours of your face and "light" you in a variety of flattering or dramatic ways
- When you compose a photo, the various sensors create a depth map, and they can change the lighting contours over the face in real time
- For the same shot, for instance, you can create different effects like "Natural Light," "Contour Light" and "Stage Light" (shown left to right, in next slide)

Portrait Lighting



Animoji



- Apple has a new Animoji feature on the iPhone X
- Animojis are animated versions of 12 different emojis available within the Messages app for iOS 11
- Animoji uses the Face ID hardware of the iPhone X and immediately maps your facial expressions on the emoji
- You can edit emoji in fullscreen, and they're all animated in real-time before you send them as a message
- Recipients will receive them as looping videos with audio

Animoji



Unicorn Animoji



Robot Animoji



Rabbit Animoji



Pig Animoji



Panda Animoji



Monkey Animoji



Fox Animoji



Dog Animoji



Chicken Animoji



Cat Animoji




Alien Animoji



Pile of Poo Animoji





iPhone Buying Guide



Reasons to Upgrade



- You want new features available on new devices
- Your old device is no longer able to run current software
- Your old device no longer has enough storage
- Your old device is slow and bogged down because:
 - You've added more content that demand more resources
 - Each software update demands more resources
- Keep these things in mind as you configure any new device

What Should You Buy?



- There's no definitive answer for this. Each model is right for someone.
- This year, Apple has more options at more price points than anytime in the past (\$350 to \$1,150)
- iPhone will go about 4-5 years before you can't upgrade them
- How long do you intend to keep your new phone?
- If you can estimate how long you intend to keep your phone, look at price/year?

What Should You Buy?



- How much storage do you need? How much are you currently using? Trend?
- What size screen do you want? (Do you use it just as a phone, or a small iPad?)
- Each year the cameras and performance improve. Is this important to you?
- Do you want the latest and greatest, or do you want to save money with older technology?

iPhone Options

Model	Screen	Chip	Size (H,W,D)	Capacity	Price	Age
SE	4"	A9	4.87 x 2.31 x .30	32, 128	\$349, \$449	1.5
6s	4.7"	A9	5.44 x 2.64 x .28	32, 128	\$449, \$549	2
6s+	5.5"	A9	6.23 x 3.07 x .29	32, 128	\$549, \$649	2
7	4.7"	A10	5.44 x 2.64 x .28	32, 128	\$549, \$649	1
7+	5.5"	A10	6.23 x 3.07 x .29	32, 128	\$669, \$769	1
8	4.7"	A11	5.45 x 2.65 x .29	64, 256	\$699, \$849	0
8+	5.5"	A11	6.24 x 3.07 x .30	64, 256	\$799, \$949	0
X	5.8"	A11	5.65 x 2.79 x .30	64, 256	\$999, \$1149	0

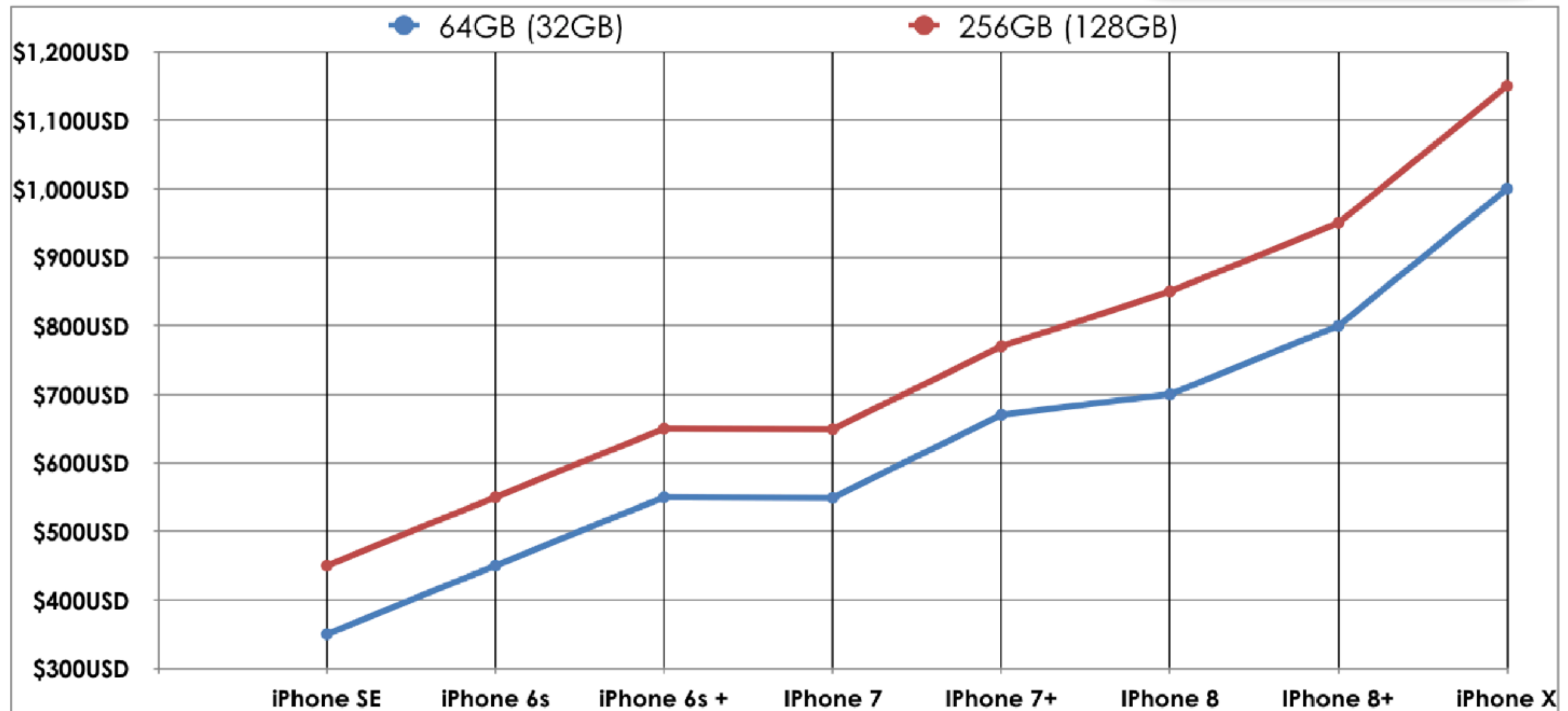
iPhone Features

Model	Feature introduced
6s	3D Touch, 2 nd generation Touch ID
7	Water Resistant, No Phone Jack
7+	Portrait Mode (+ models only)
8	Wireless Charging
8+	Portrait Mode and Portrait Lighting
X	Face ID, OLED screen, HDR, Animoji, Portrait mode and lighting

Each year, models are faster with better cameras

iPhone Cost Chart

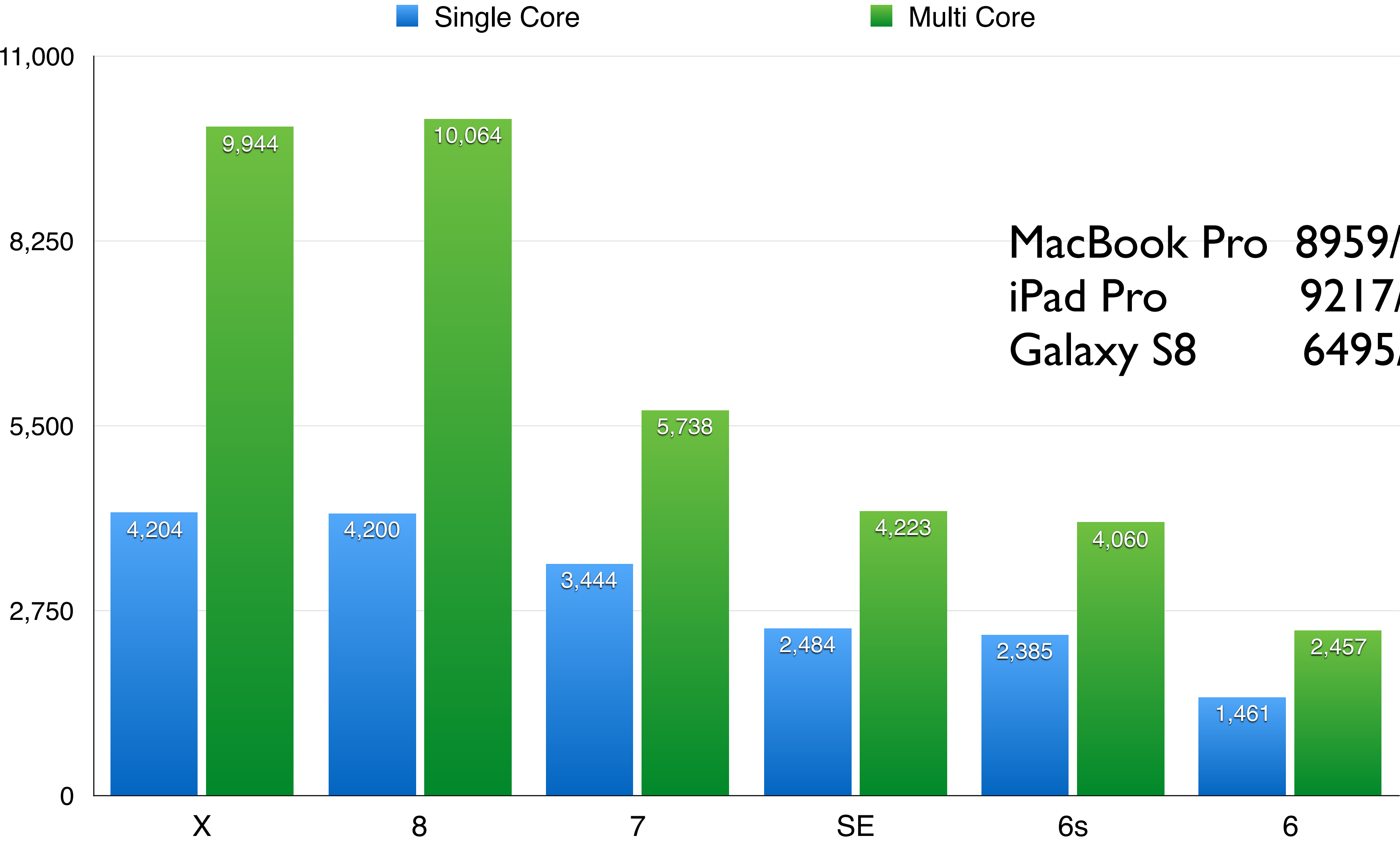
	32GB & 128GB					64GB and 256GB		
	iPhone SE	iPhone 6s	iPhone 6s +	iPhone 7	iPhone 7+	iPhone 8	iPhone 8+	iPhone X
Low Storage	\$350	\$450	\$550	\$549	\$670	\$700	\$800	\$1,000
High Storage	\$450	\$550	\$650	\$649	\$770	\$850	\$950	\$1,150



iPhone Features Chart

	iPhone SE	iPhone 6s	iPhone 6s +	iPhone 7	iPhone 7+	iPhone 8	iPhone 8+	iPhone X
display	4.0 in	4.7 in	5.5 in	4.7 in	5.5 in	4.7 in	5.5 in	5.8 in
height	4.87 in	5.44 in	6.23 in	5.44 in	6.23 in	5.45 in	6.24 in	5.65 in
width	2.31 in	2.64 in	3.07 in	2.64 in	3.07 in	2.65 in	3.07 in	2.79 in
depth	0.30 in	0.28 in	0.29 in	0.28 in	0.29 in	0.29 in	0.30 in	0.30 in
weight	3.99 oz	5.04 oz	6.77 oz	4.87 oz	6.63 oz	5.22 oz	7.13 oz	6.14 oz
Processor	A9	A9	A9	A10	A10	A11	A11	A11
Back camera	12MP	12MP	12MP	12MP	12MP dual	12MP	12MP dual	12MP dual
Back Portrait Mode					Portrait		Portrait	Portrait
Image Stabilization				Single OIS	Single OIS	Single OIS	Single OIS	Dual OIS
Video	4K 30fps	4K 30fps	4K 30fps	4K 30fps	4K 30fps	4K 60fps	4K 60fps	4K 60fps
Front camera	FaceTime HD	5MP	5MP	7MP	7MP	7MP	7MP	7MP depth
Front Portrait Mode								Portrait
Front Flash				retina	retina	retina	retina	retina
Water/dust resistant				yes	yes	yes	yes	yes
Charging	Lightning	Lightning	Lightning	Lightning	Lightning	Lightning + Wireless	Lightning + Wireless	Lightning + Wireless
Headphone Jack	Yes	Yes	Yes					
Security	Touch ID	Touch ID	Touch ID	Touch ID	Touch ID	Touch ID	Touch ID	Face ID
colors	Silver Gold Space Gray Rose Gold	Silver Gold Space Gray Rose Gold	Silver Gold Space Gray Rose Gold	Silver Space Grey Black Jet Black Rose Gold	Silver Space Grey Black Jet Black Rose Gold	Silver Space Grey Gold	Silver Space Grey Gold	Silver Space Grey

iPhone Benchmarks





iOS 11

A giant step for iPhone.
A monumental leap for iPad.

iOS 11



- Apple released iOS 11 which is a fairly minor upgrade for the iPhone but is a fairly major upgrade for the iPad
- Both have a new control center which allows you to customize exactly what you want shown
- The new control center options include screen recording, Apple TV remote, Notes, voice memos, Wallet, text Sizes, “Do not disturb while driving”, accessibility options, and low power mode
- It also includes the Magnifier, so now you don’t have to remember to triple tap to turn it on



iOS 10

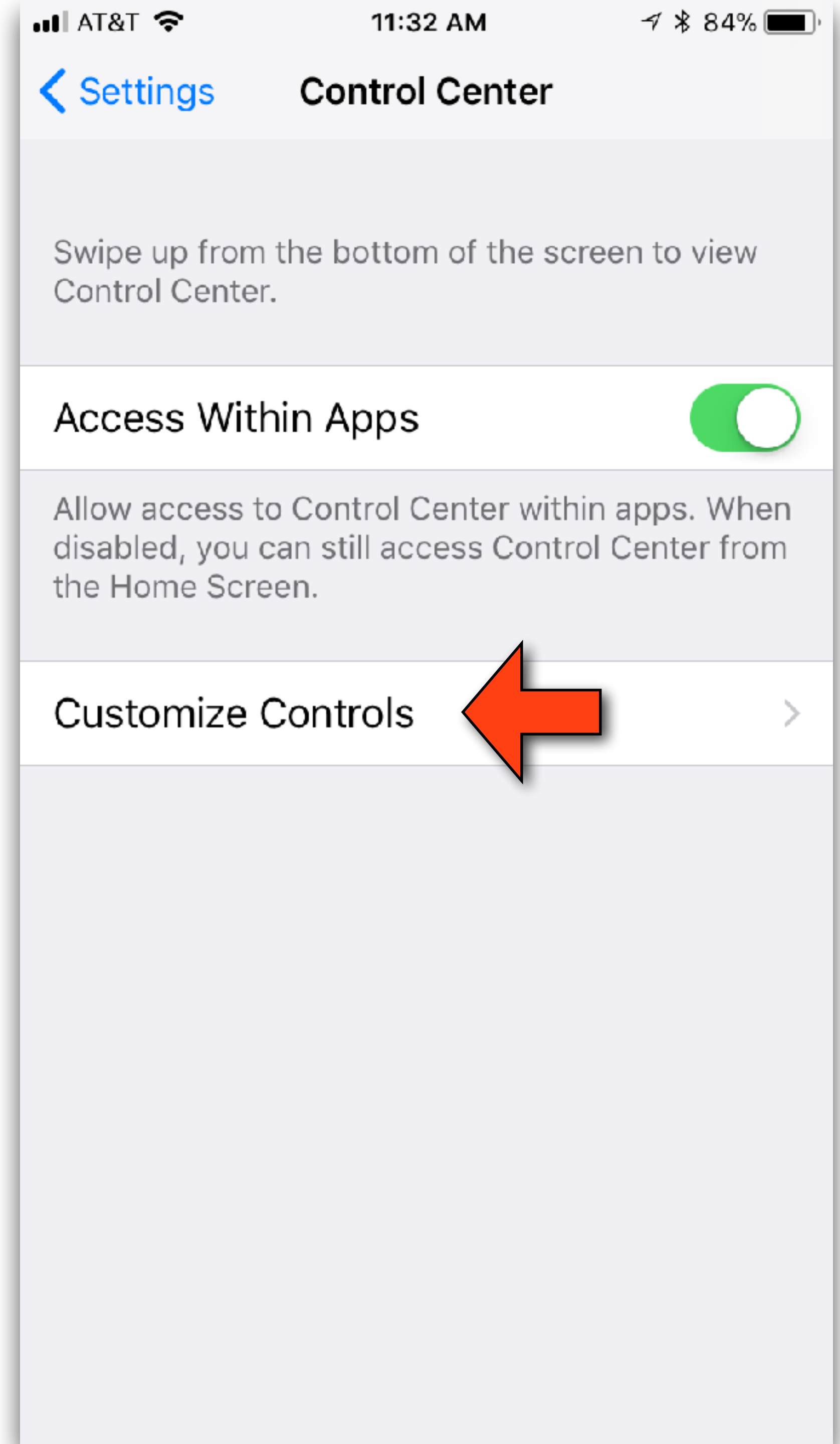
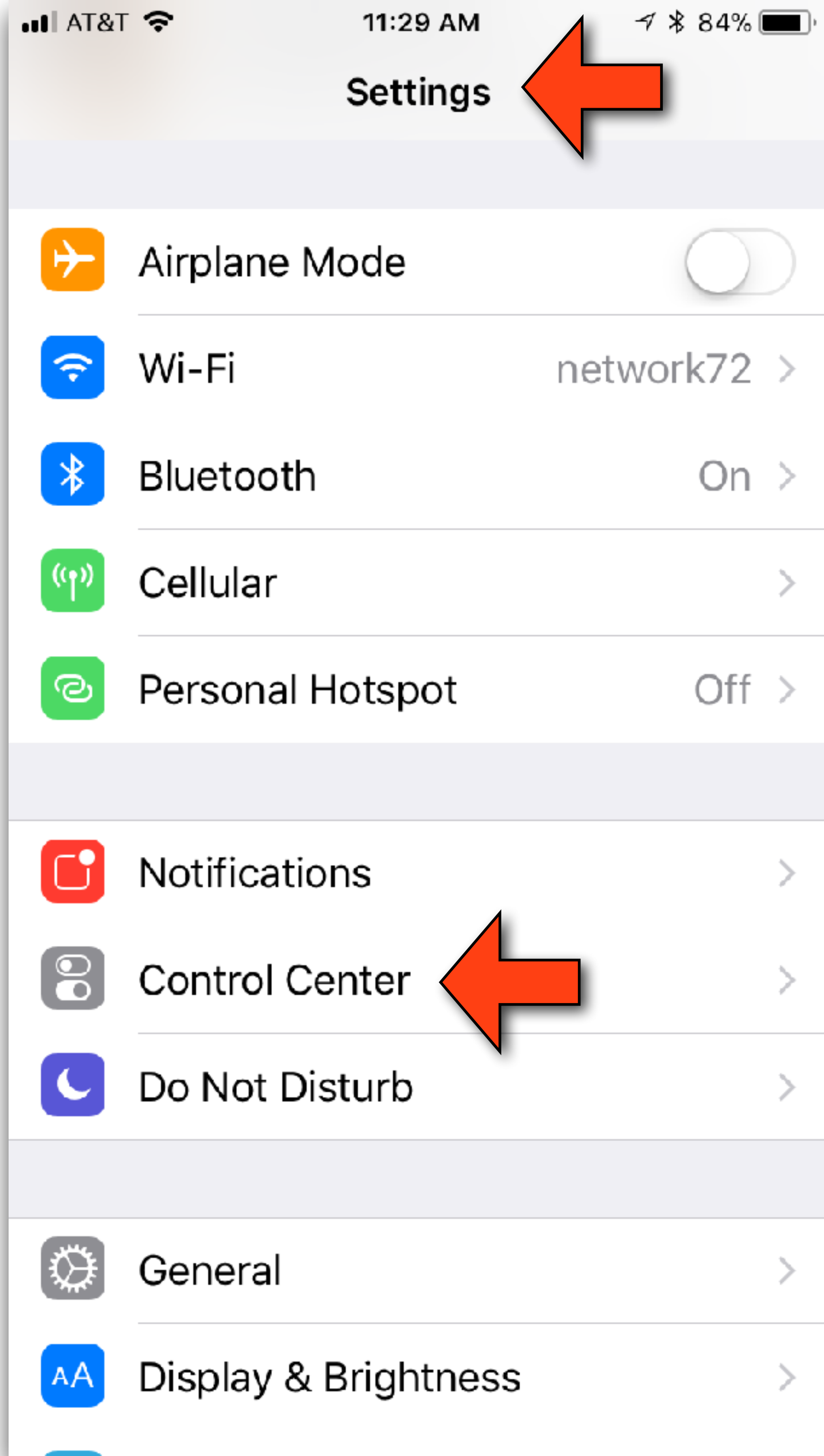
iOS 11



iOS 11





















- To customize the control center, go to Settings>Control Center>Customize Controls
- On this screen, you can delete items, add items, or move them around
- You activate control center by swiping up from the bottom of your screen
- Then tap the item you wish to use
- If you Long Press (Press and Hold), you can get additional options











< Control Center Customize

Add and organize additional controls to appear in Control Center.













INCLUDE

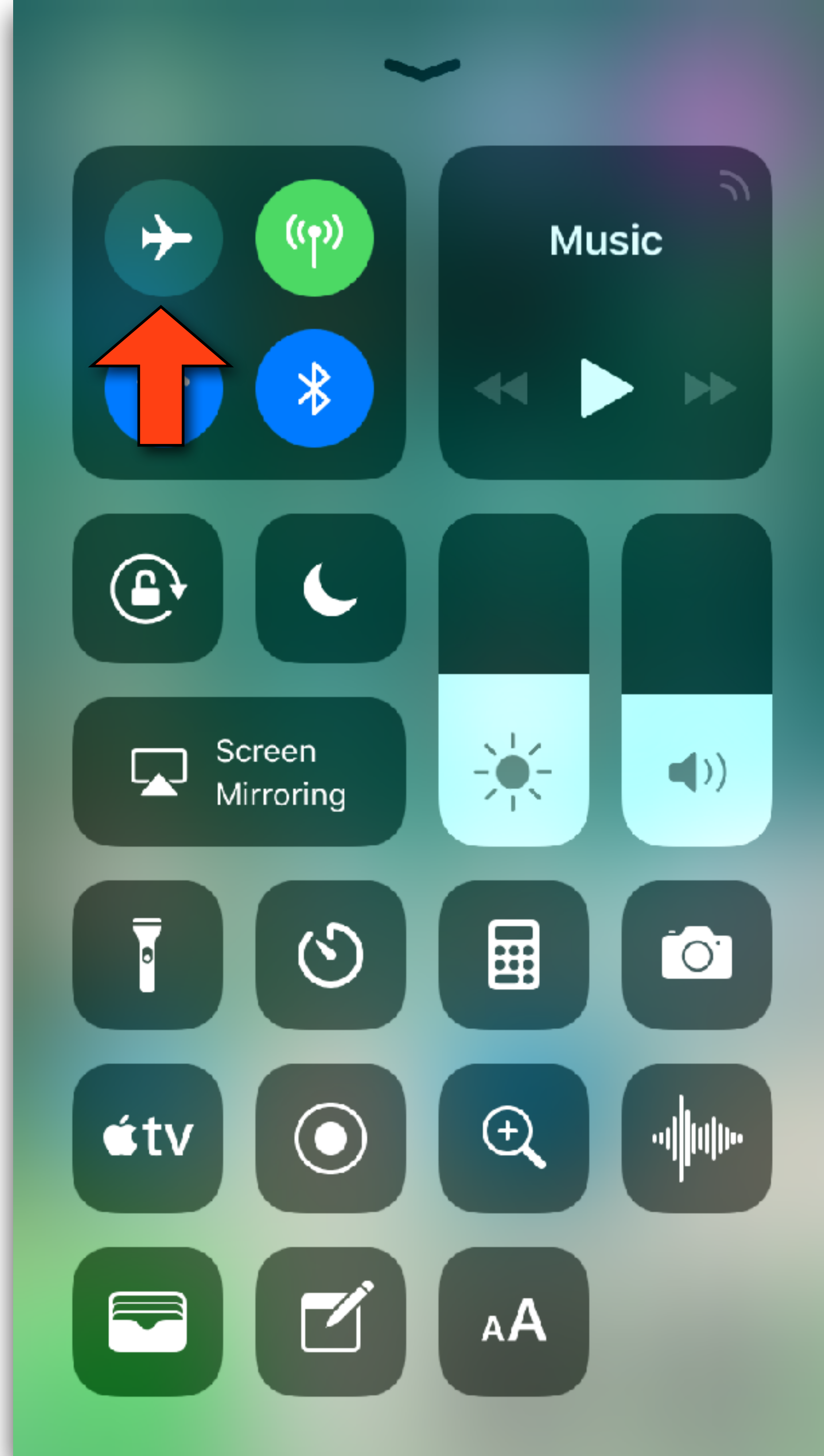
-   Flashlight
-   Timer
-   Calculator
-   Camera
-   Apple TV Remote
-   Screen Recording
-   Magnifier
-   Voice Memos
-   Wallet

< Control Center Customize

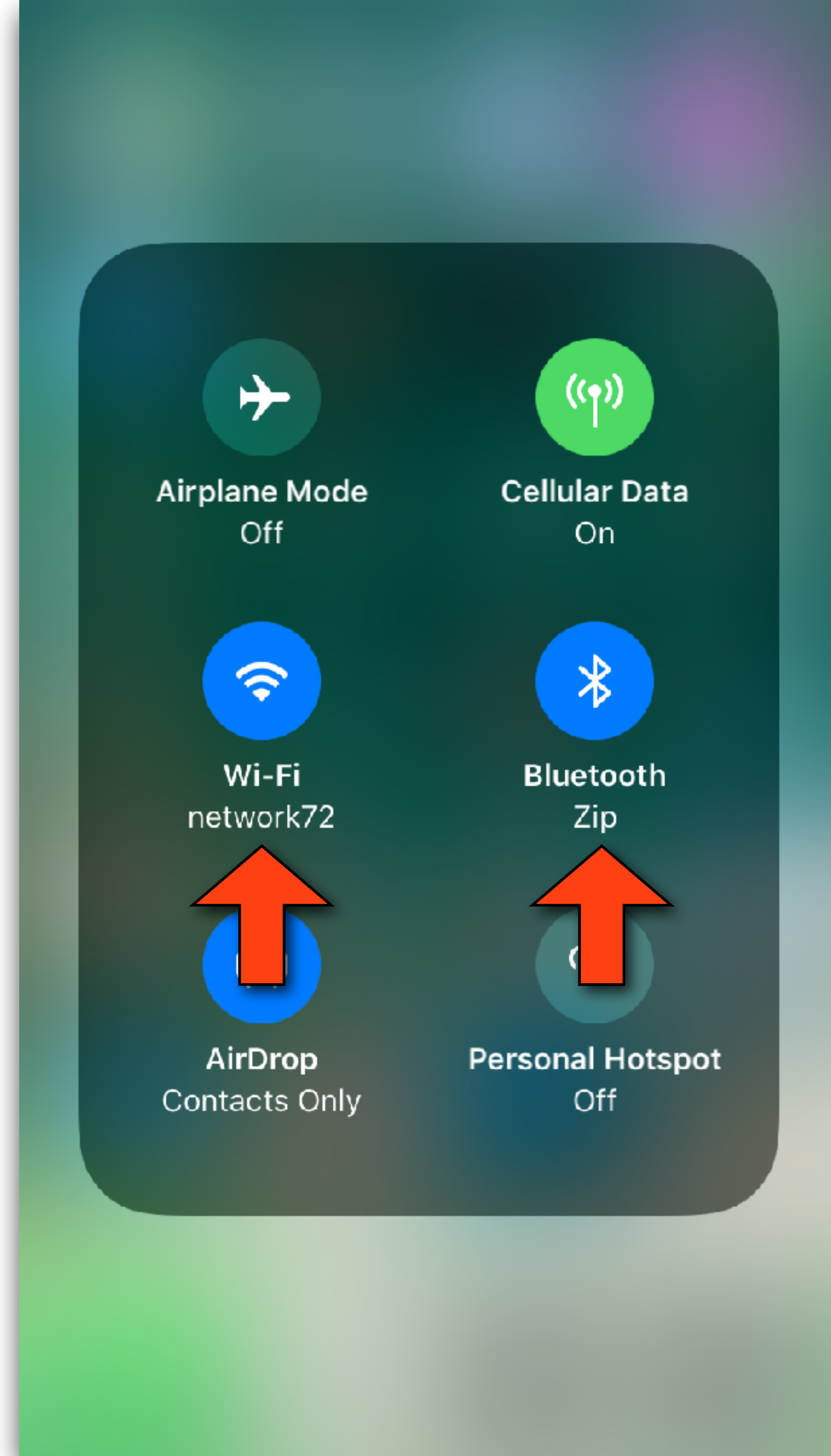
-   Voice Memos
-   Wallet
-   Notes
-   Text Size

MORE CONTROLS

-   Accessibility Shortcuts
-   Alarm
-   Do Not Disturb While Driving
-   Guided Access
-   Low Power Mode
-   Stopwatch



Long
Press



App Store

Updates

Pending

AAA Mobile
Yesterday

For Maps and Directions: added ability to specify travel dates; added a Directions icon to Travel Guides map for easy > [more](#)

Updated Recently

The NBC App - Stream TV Shows
Yesterday

OPEN

Shop Savvy Barcode Scanner
Yesterday

OPEN

Create your NBC Profile with your email or Facebook account to favorite, save and resume watching shows where you > [more](#)

We've redesigned the tab bar to make saving money even easier: > [more](#)

Twitter
Yesterday

OPEN

OpenTable
Yesterday

OPEN

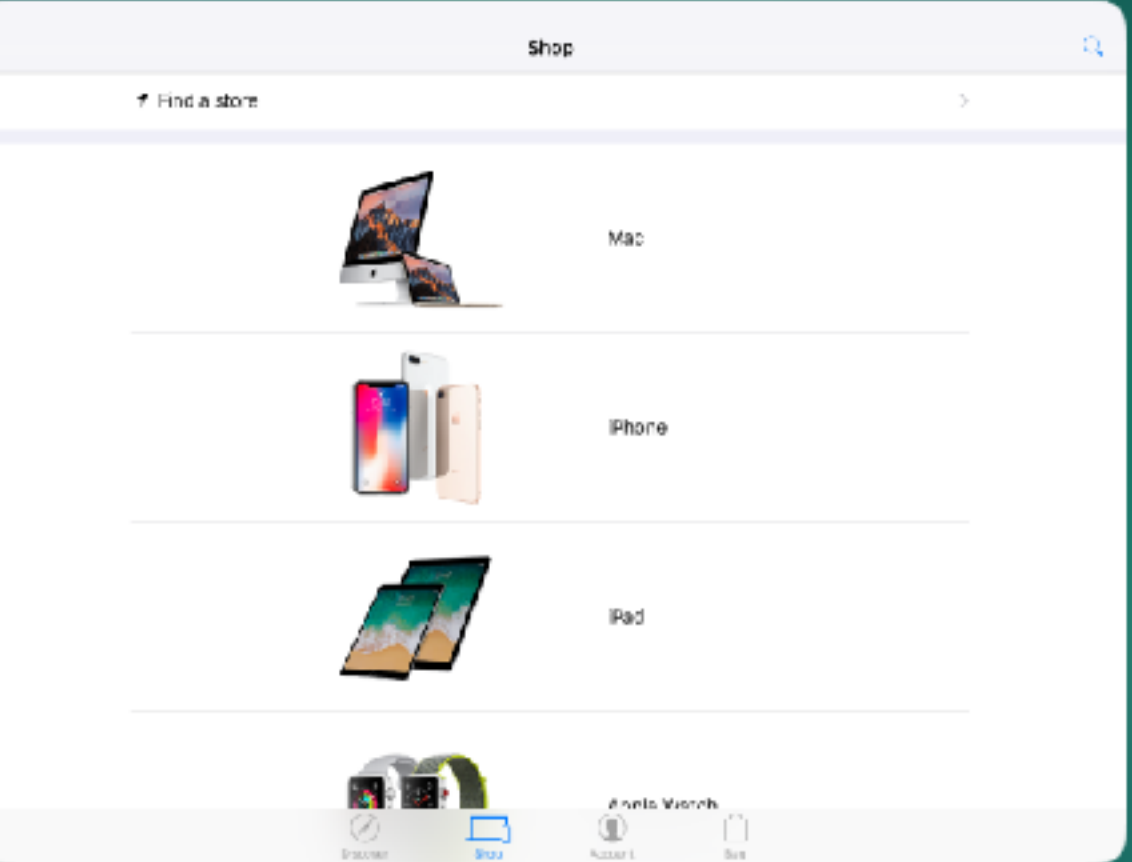
iOS 11 Smart Invert Colors: Media will no longer be inverted when this accessibility setting is enabled. > [more](#)

With iOS 11, we're excited to serve you more ways to easily share restaurants and reservations with family and friends > [more](#)

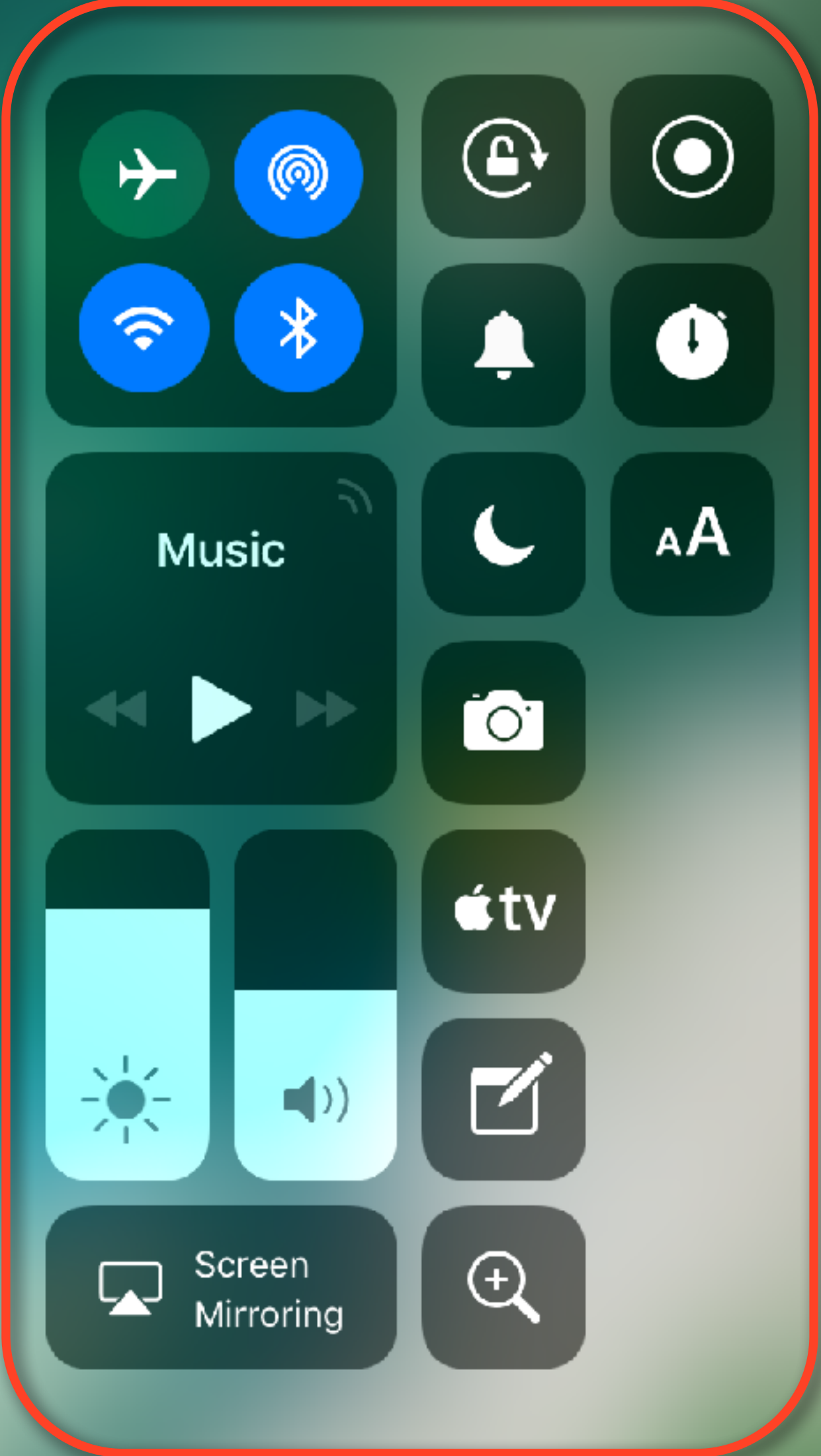
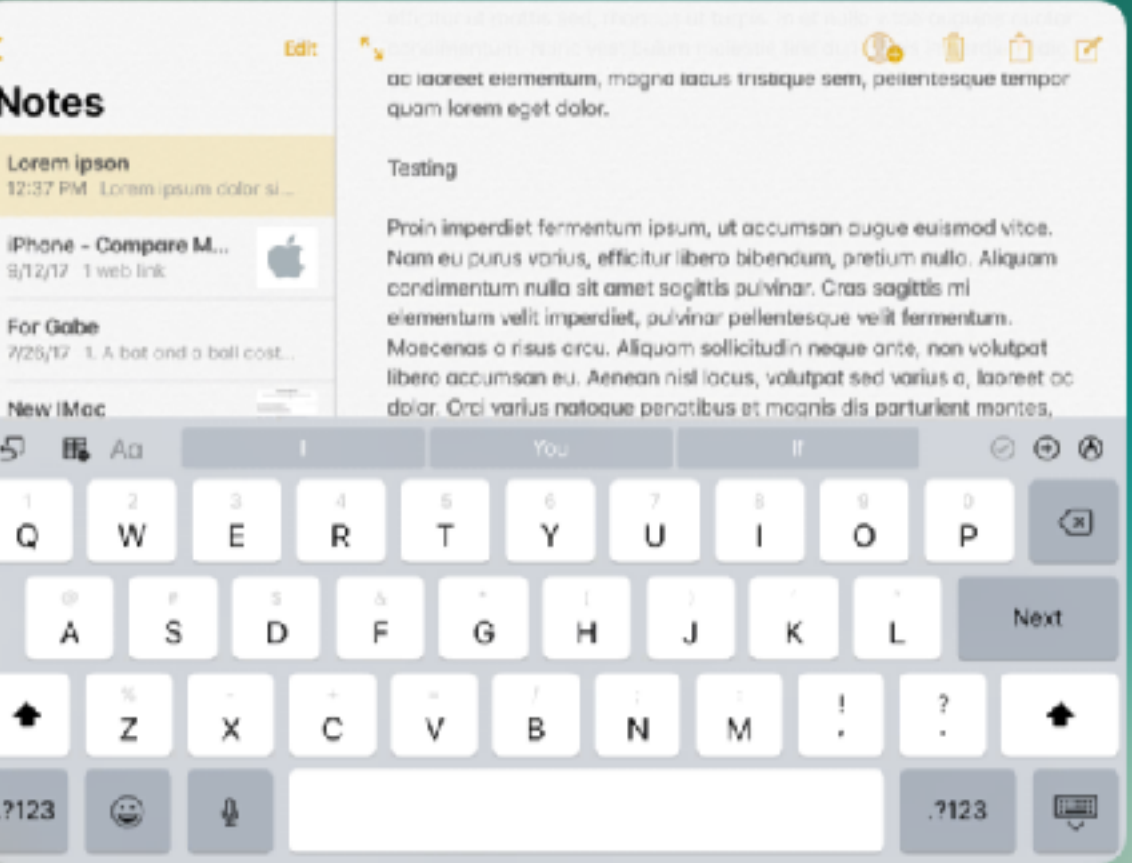
Facebook



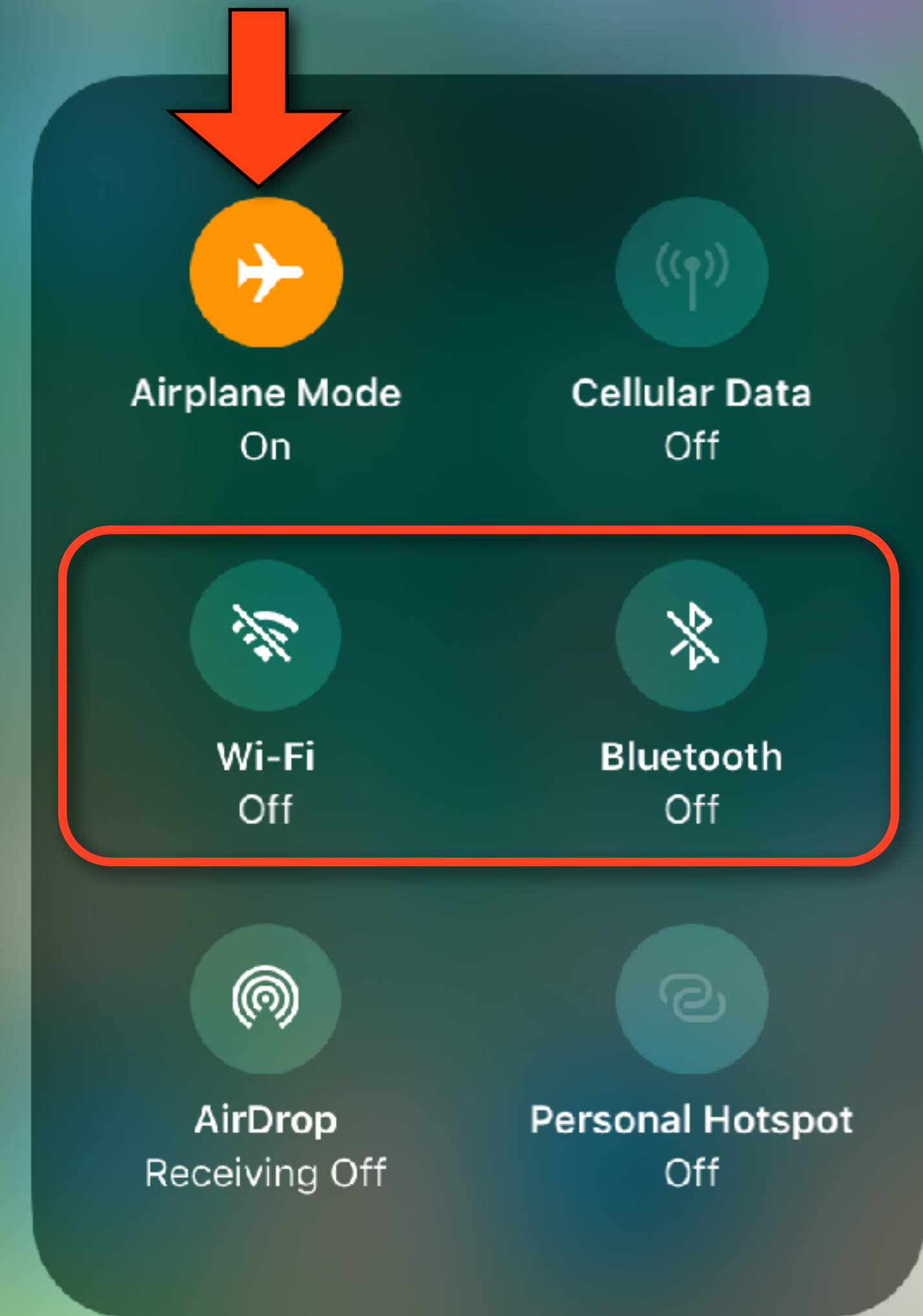
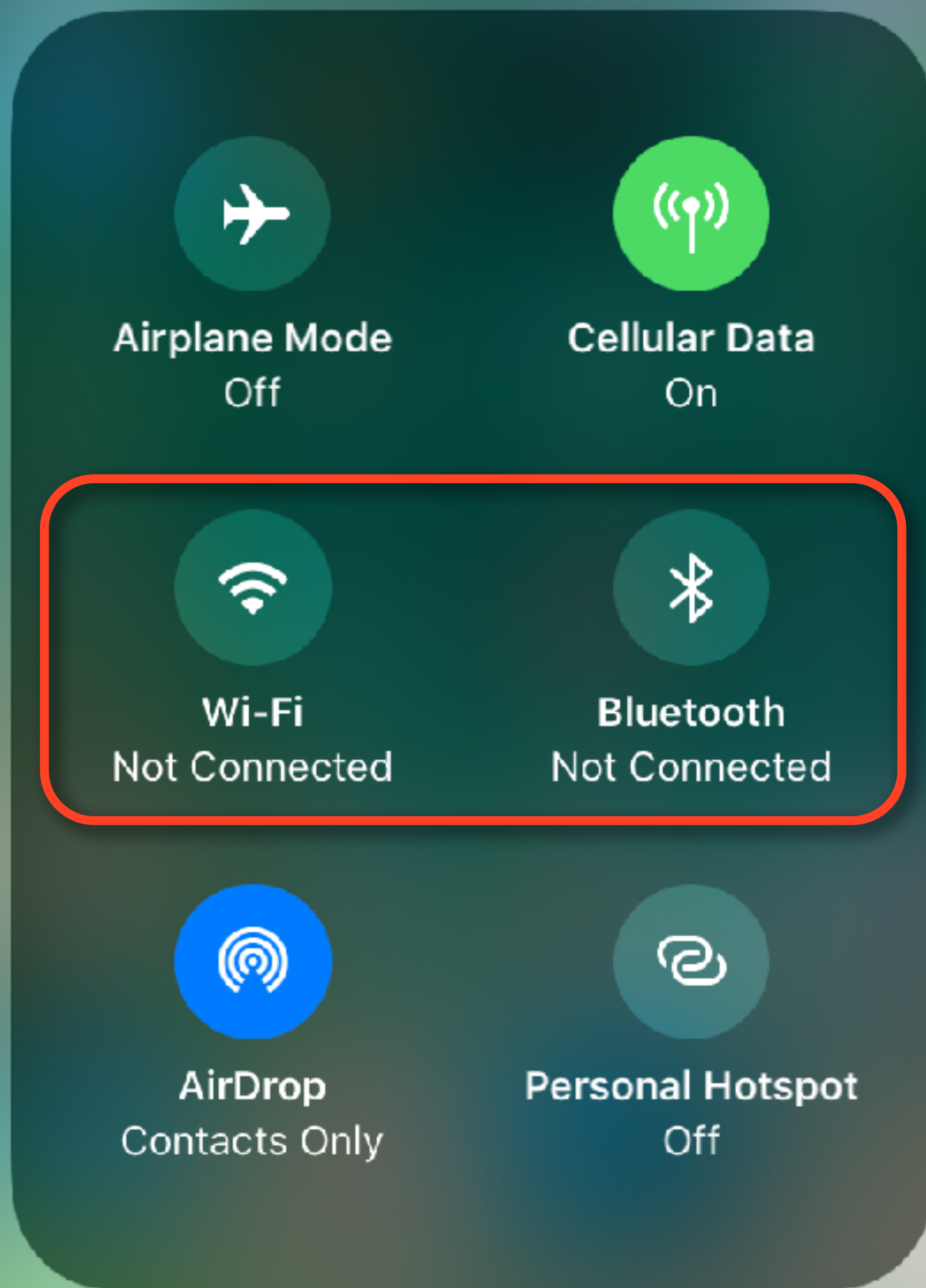
Apple Store


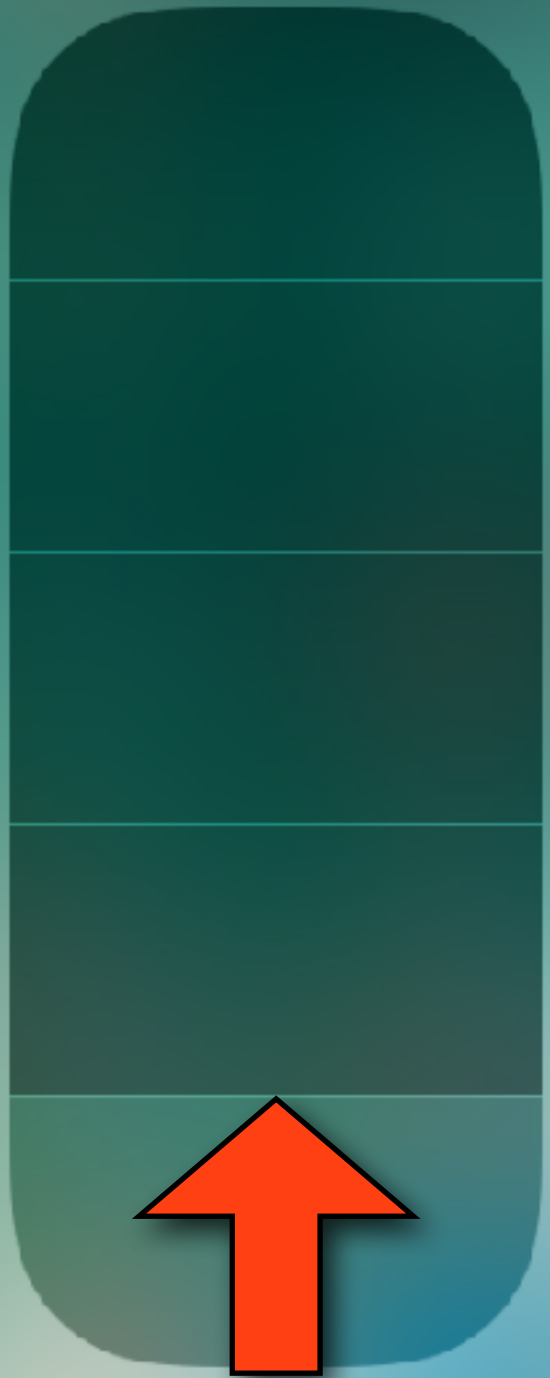


Notes




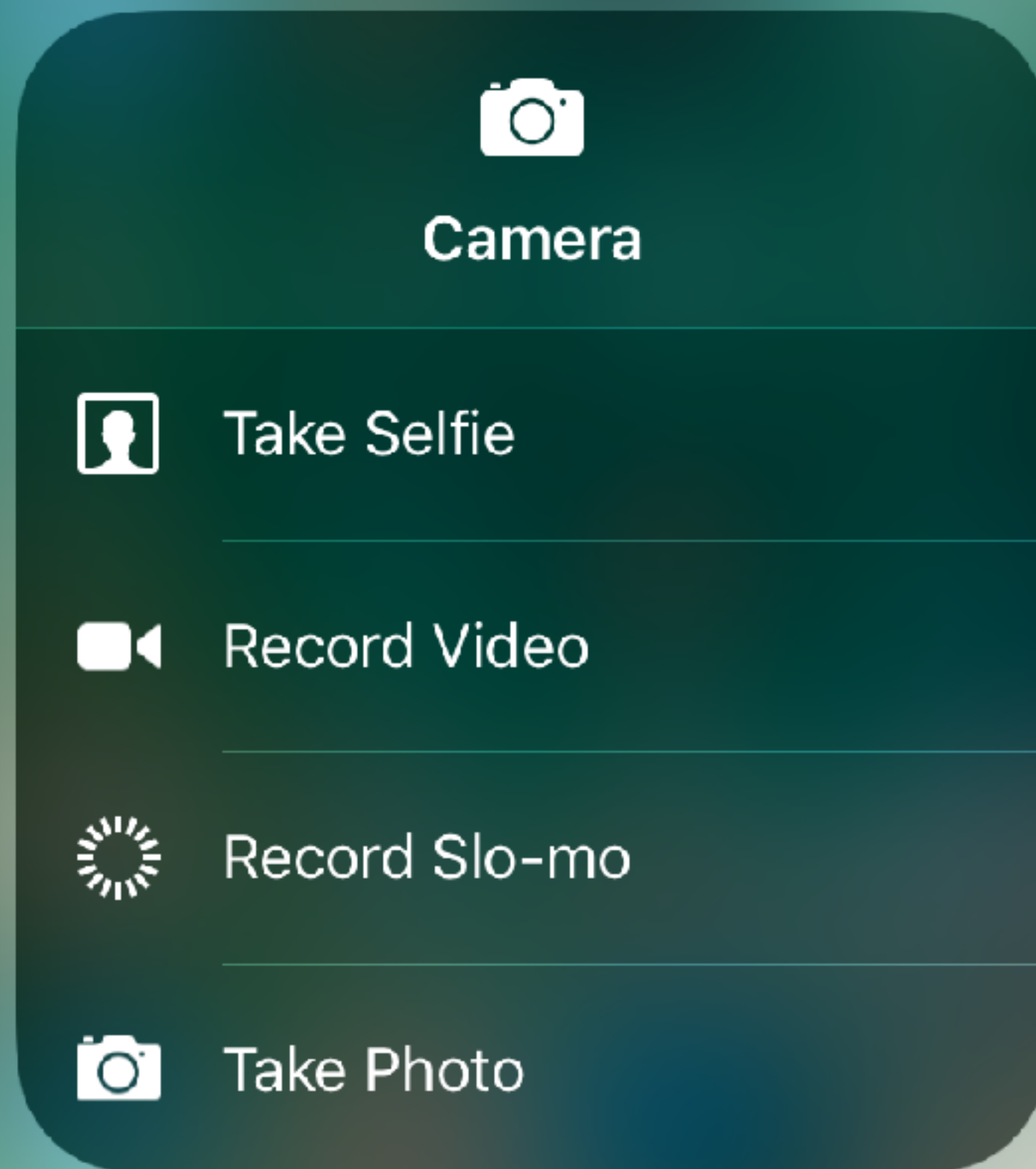
iPad



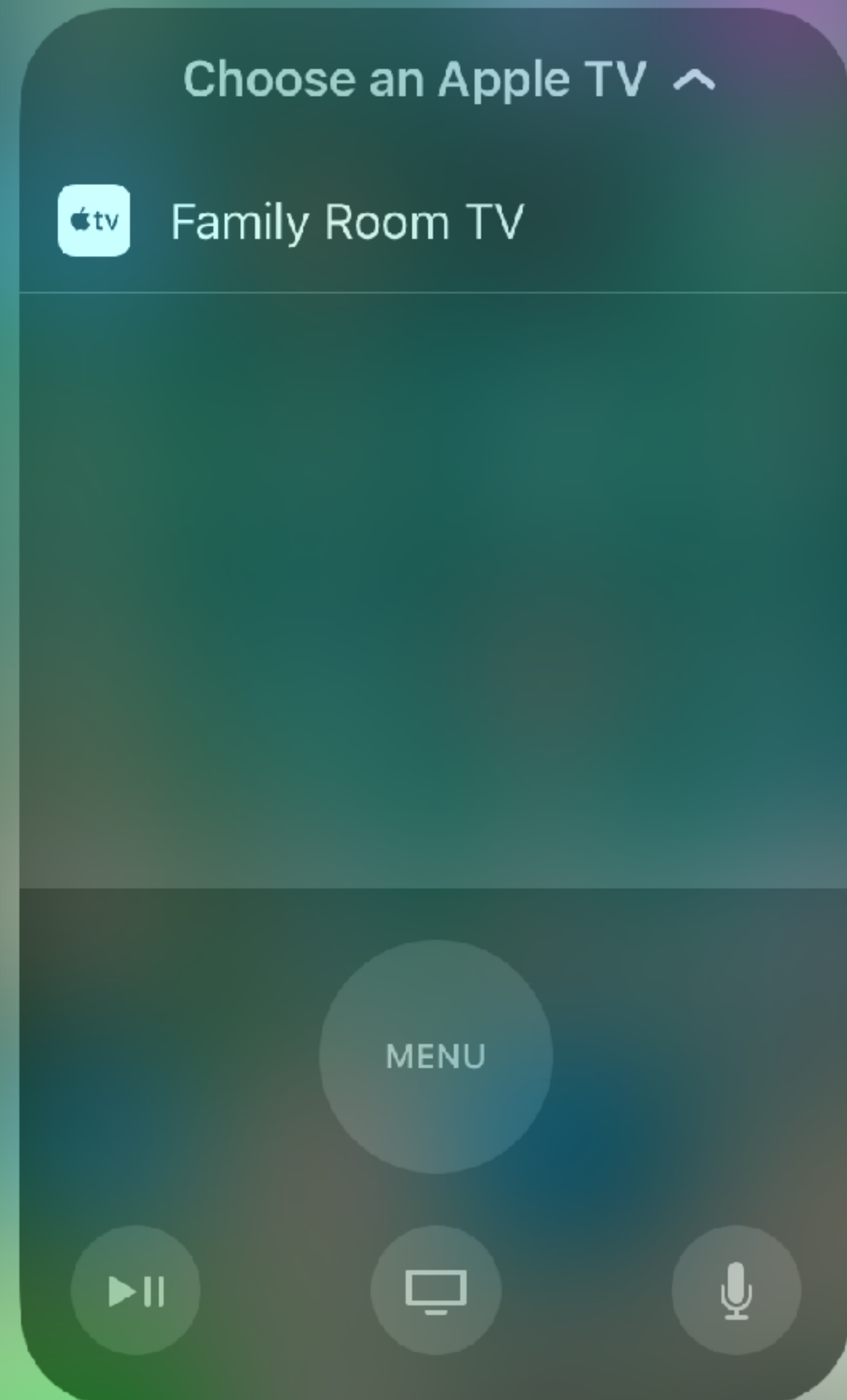


Night Shift
Off Until Sunset





Long
Press





Wallet



M&T Credit Card



Last Transaction

Long
Press



Notes



New Note



New Checklist



New Photo

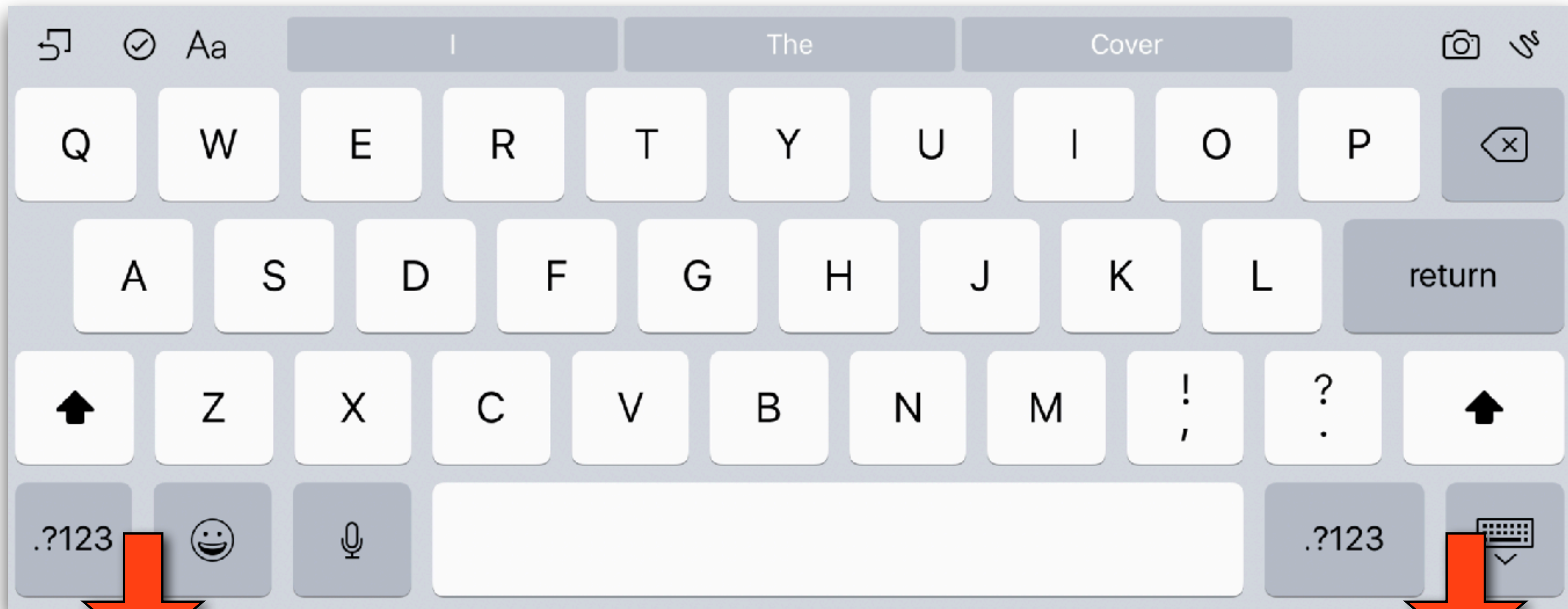


New Sketch

iOS 11 iPad Keyboard



- iOS 11 upgrades the keyboard on the iPad
- It now has additional characters above the normal letters
- These additional characters normally would be accessed by pulling up the numeric keypad
- Now they can be accessed by pulling down to select the character
- There's a new option to add tables in some apps (Notes)
- They've changed the camera option with a “+” which brings up another menu with additional options on it



iOS 10



iOS 11

Lorem ipson

Lorem ipsum dolor sit amet, consectetur adipiscing elit. Sed id magna sit amet nulla tincidunt elementum. Curabitur venenatis, erat tincidunt sagittis iaculis, risus odio iaculis turpis, quis volutpat nisl erat sit amet felis. Proin tincidunt volutpat tortor quis vulputate. Praesent posuere id tortor at consequat. Curabitur efficitur massa auctor dui condimentum, vel dignissim massa lacinia. Cras mattis commodo ex, nec laoreet odio accumsan ac. Fusce ullamcorper elit id ex faucibus, a tempor magna sodales. Vestibulum gravida mi sit amet ante auctor vestibulum.

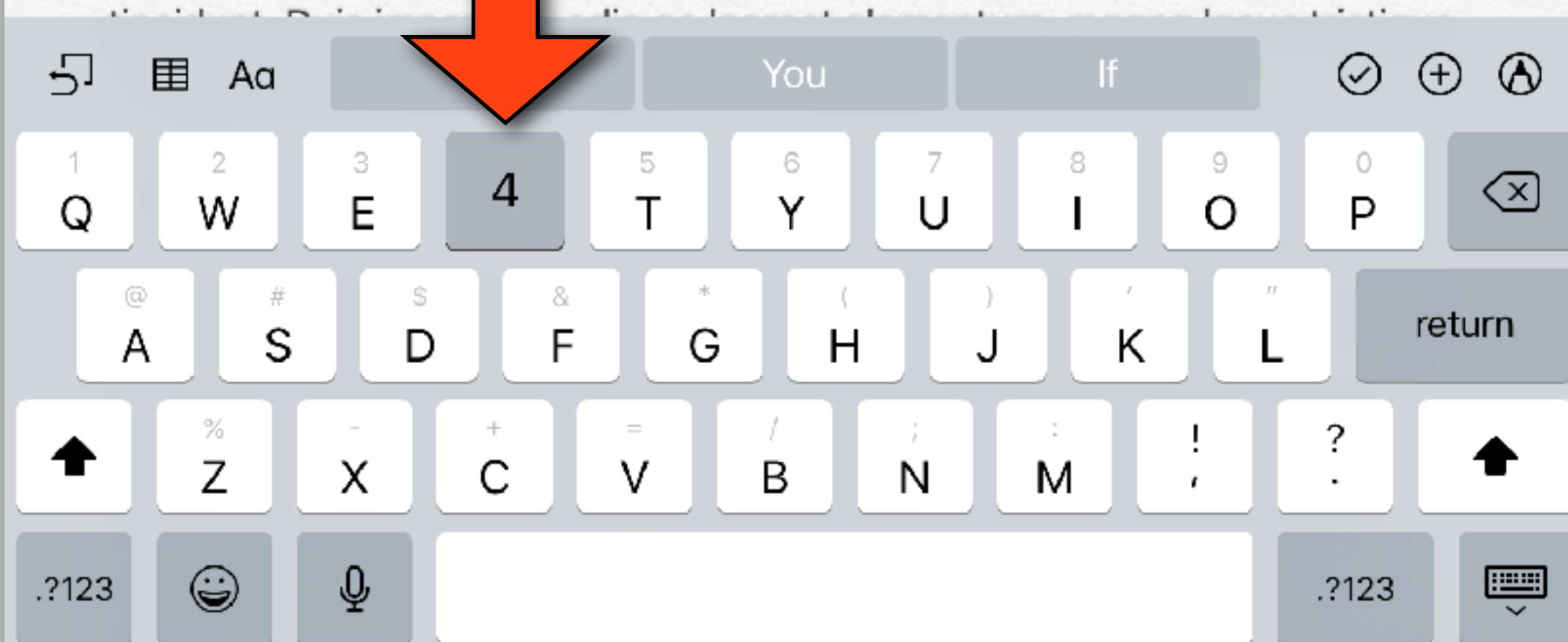
Nulla et hendrerit dui. Suspendisse tortor nisl, laoreet at turpis in, vestibulum consectetur erat. Ut rutrum sem nec iaculis consequat. Suspendisse semper porttitor lectus at vehicula. In ac consequat tellus, eu gravida justo. Curabitur eleifend diam id risus vehicula, nec ultricies mauris ultricies. Aliquam rutrum ipsum non ipsum porta congue. Proin in hendrerit justo, eget maximus erat. Vivamus id dolor ullamcorper, vulputate tellus eleifend, aliquam risus. Donec feugiat libero eget imperdiet commodo. Nulla rhoncus volutpat dapibus. Nulla lorem arcu, efficitur ut mattis sed, rhoncus ut turpis. In et nulla vitae augujne auctor condimentum. Nunc vestibulum molestie

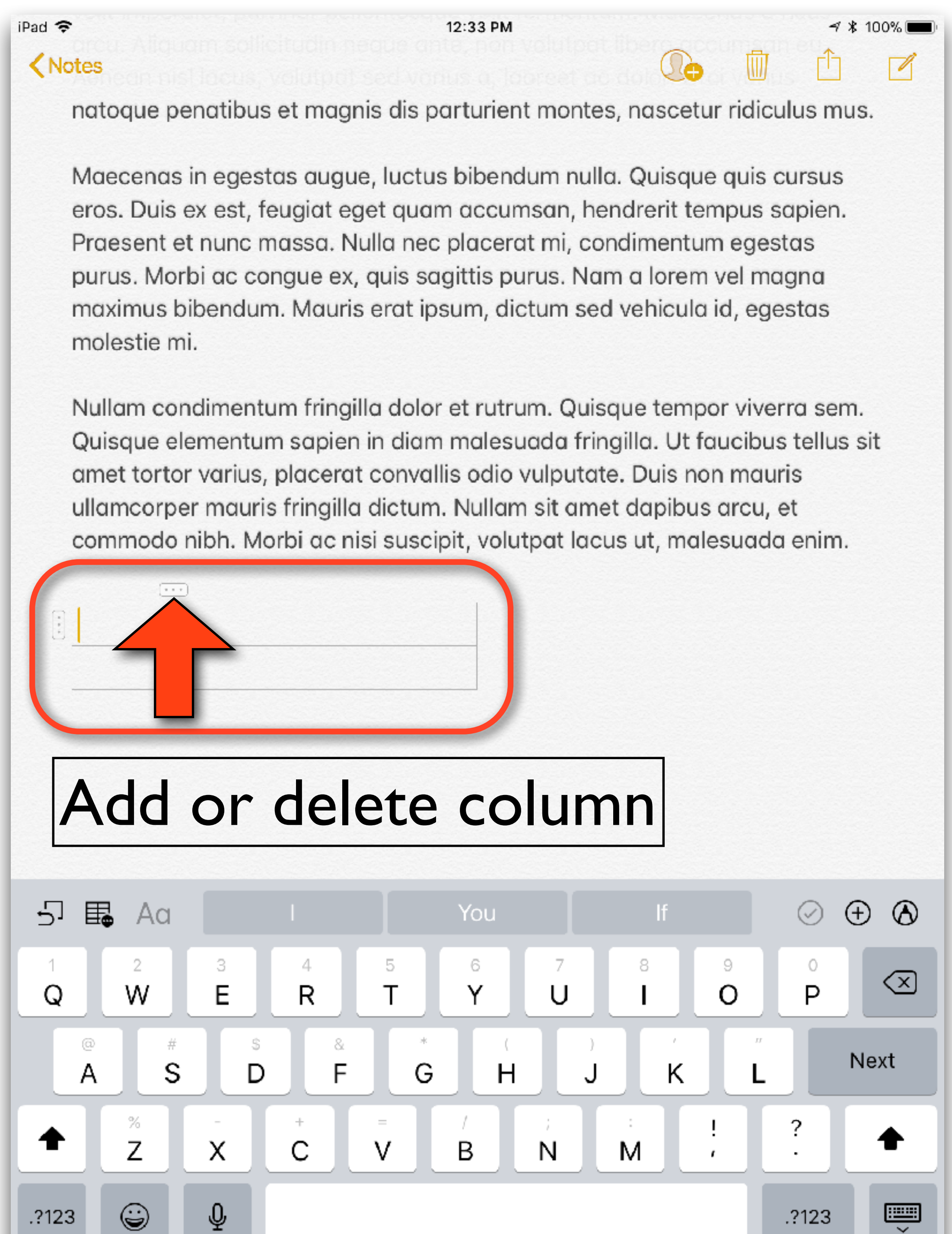
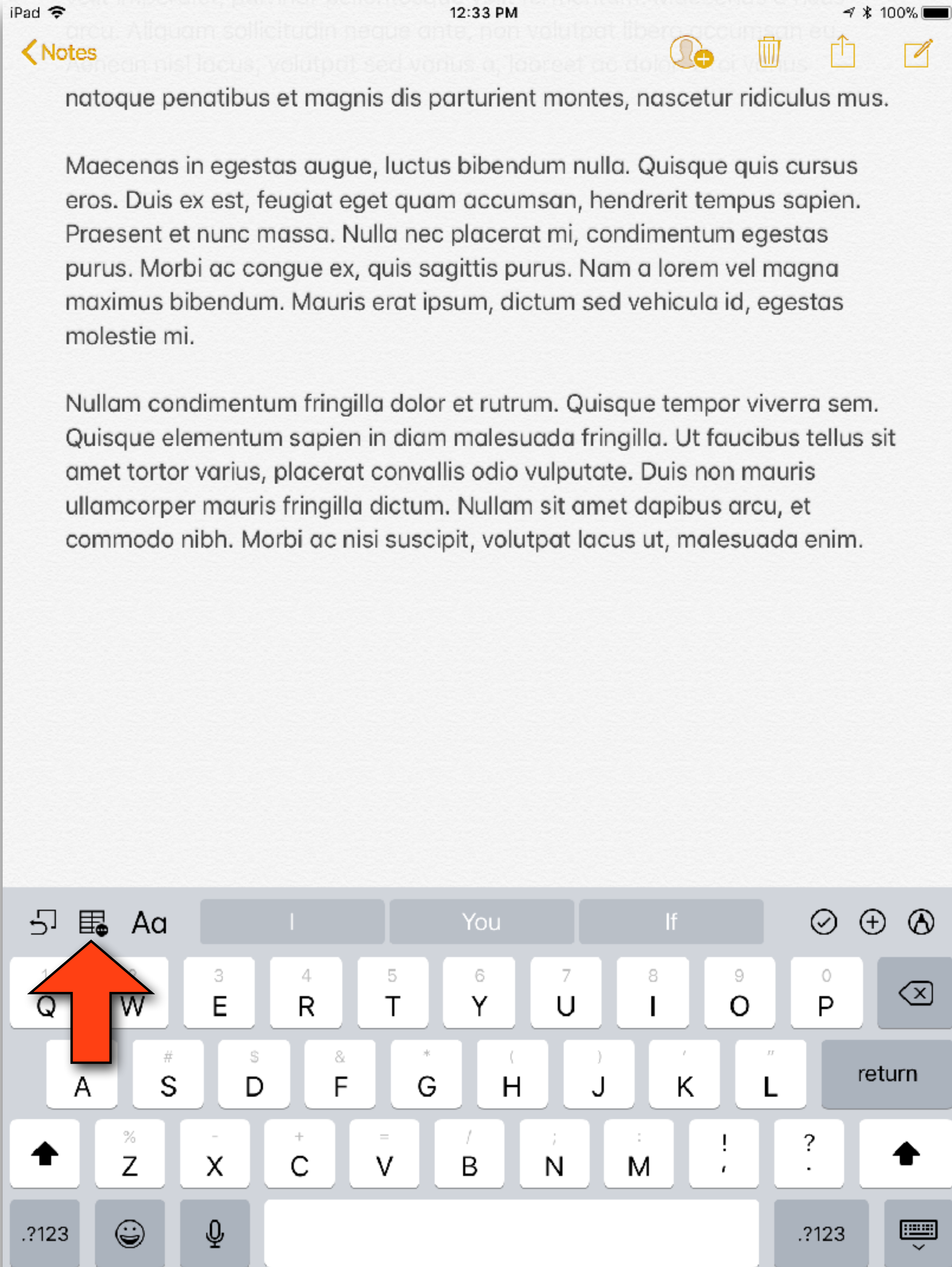


Lorem ipson

Lorem ipsum dolor sit amet, consectetur adipiscing elit. Sed id magna sit amet nulla tincidunt elementum. Curabitur venenatis, erat tincidunt sagittis iaculis, risus odio iaculis turpis, quis volutpat nisl erat sit amet felis. Proin tincidunt volutpat tortor quis vulputate. Praesent posuere id tortor at consequat. Curabitur efficitur massa auctor dui condimentum, vel dignissim massa lacinia. Cras mattis commodo ex, nec laoreet odio accumsan ac. Fusce ullamcorper elit id ex faucibus, a tempor magna sodales. Vestibulum gravida mi sit amet ante auctor vestibulum.

Nulla et hendrerit dui. Suspendisse tortor nisl, laoreet at turpis in, vestibulum consectetur erat. Ut rutrum sem nec iaculis consequat. Suspendisse semper porttitor lectus at vehicula. In ac consequat tellus, eu gravida justo. Curabitur eleifend diam id risus vehicula, nec ultricies mauris ultricies. Aliquam rutrum ipsum non ipsum porta congue. Proin in hendrerit justo, eget maximus erat. Vivamus id dolor ullamcorper, vulputate tellus eleifend, aliquam risus. Donec feugiat libero eget imperdiet commodo. Nulla rhoncus volutpat dapibus. Nulla lorem arcu, efficitur ut mattis sed, rhoncus ut turpis. In et nulla vitae augu auctor condimentum. Nunc vestibulum molestie







iOS 11 Dock

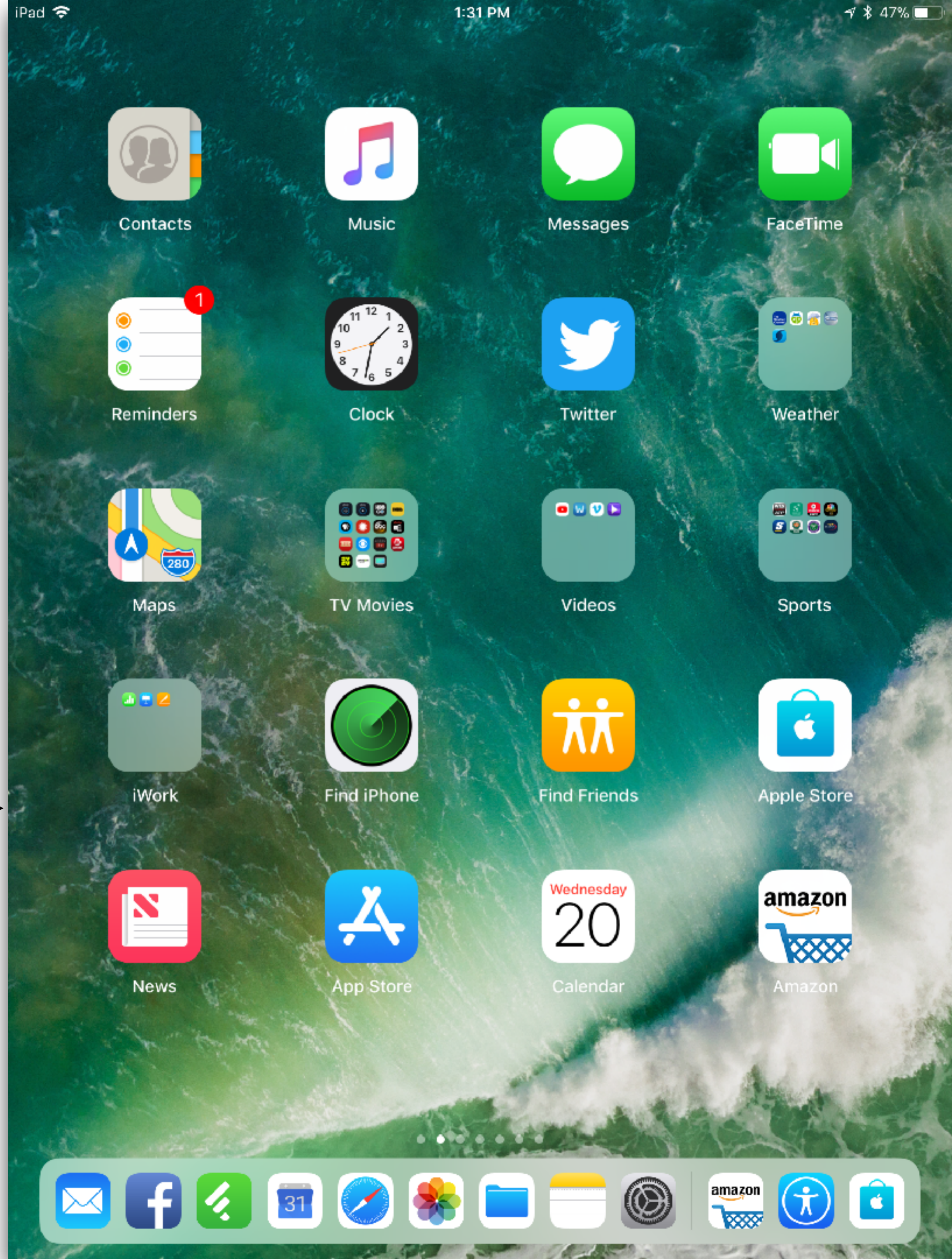


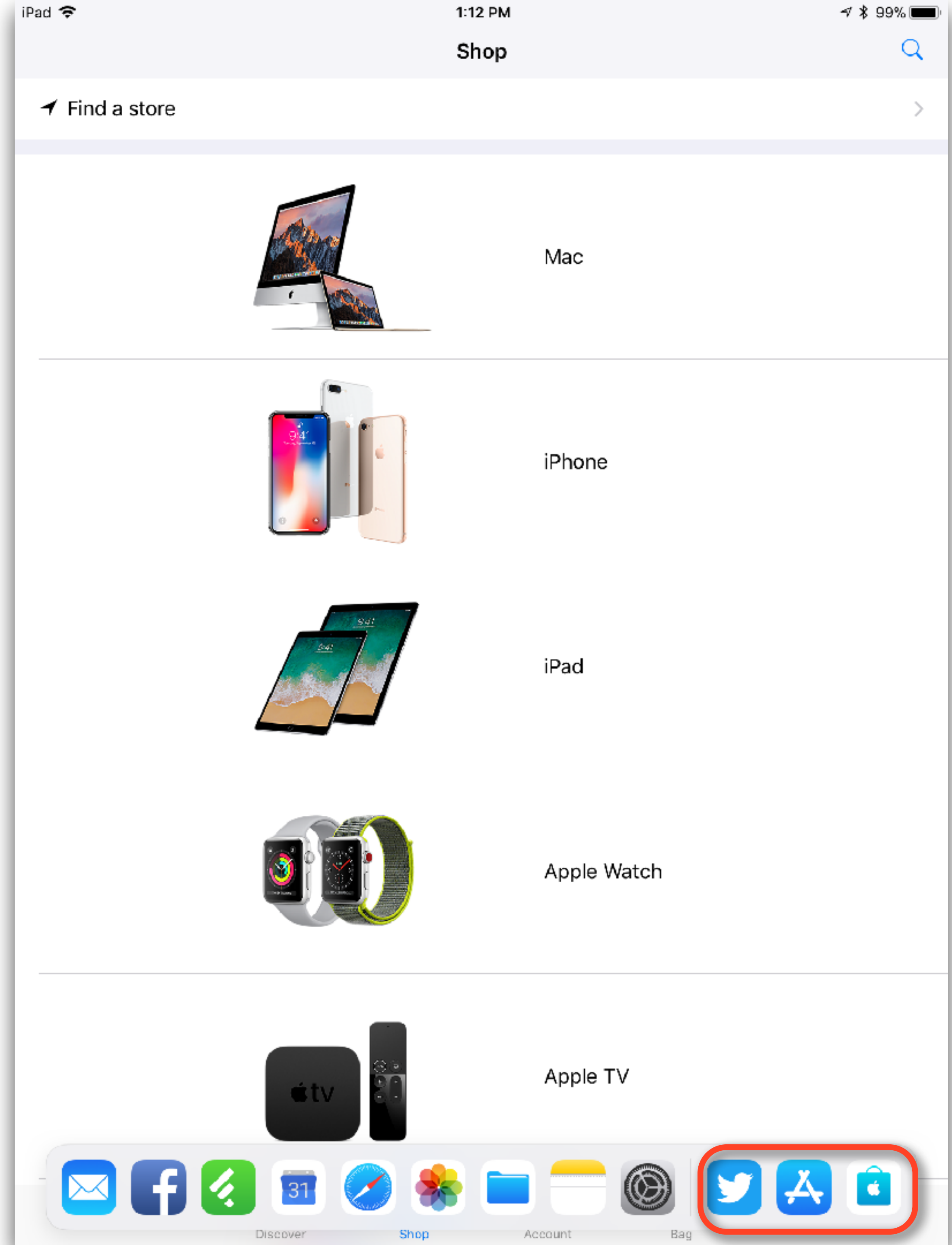
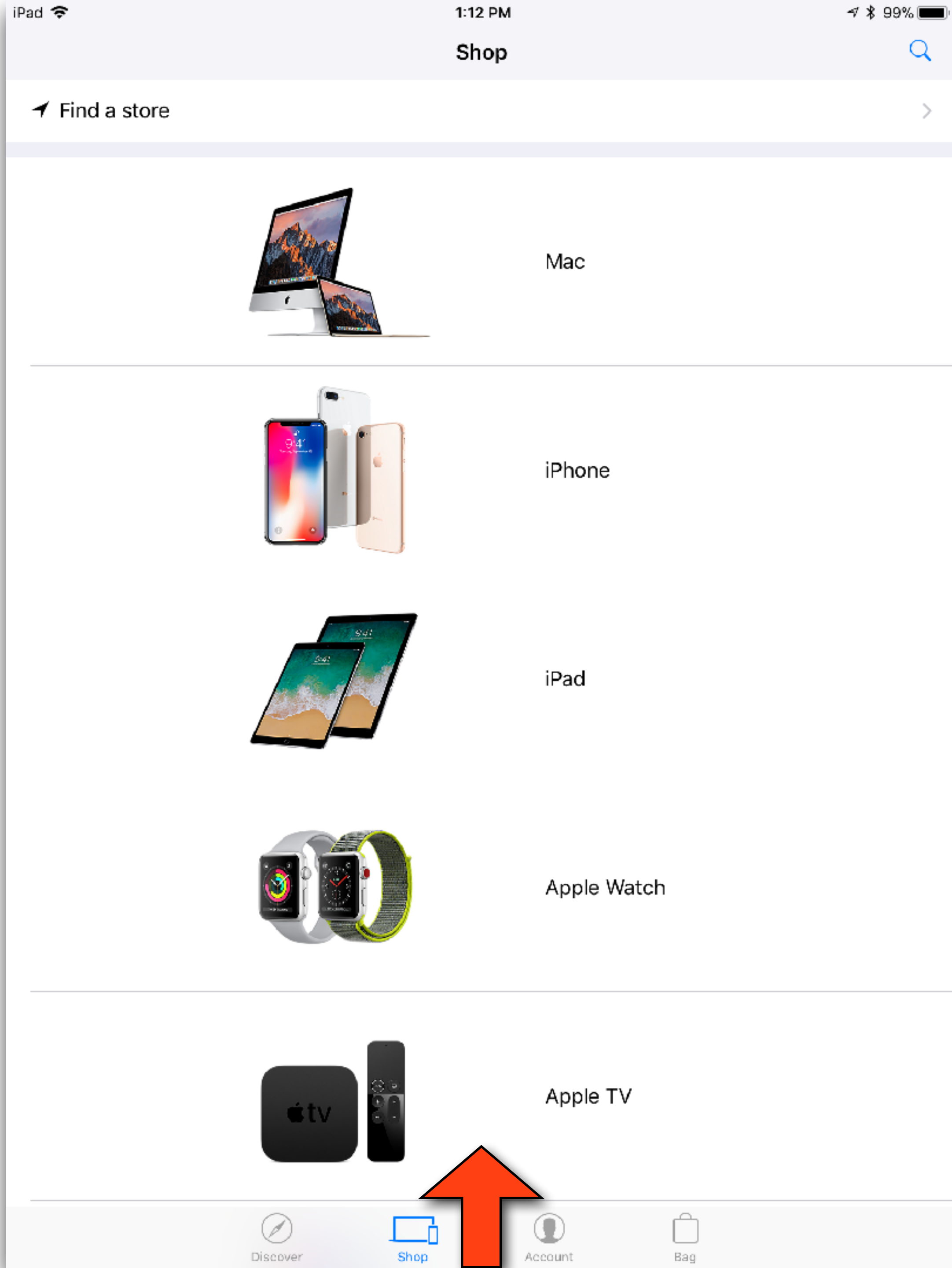
- iOS 11 brings new Dock for the iPad that looks and works a lot like the Dock on the Mac
- You can now have up to 15 items on the doc vs 6
- As you add more items, the icons gets smaller
- On the right hand side of the doc, you'll see the last 3 apps you opened
- You can swipe up from the bottom in any app to bring up the doc and immediately go to another app by tapping an icon without returning to the home screen

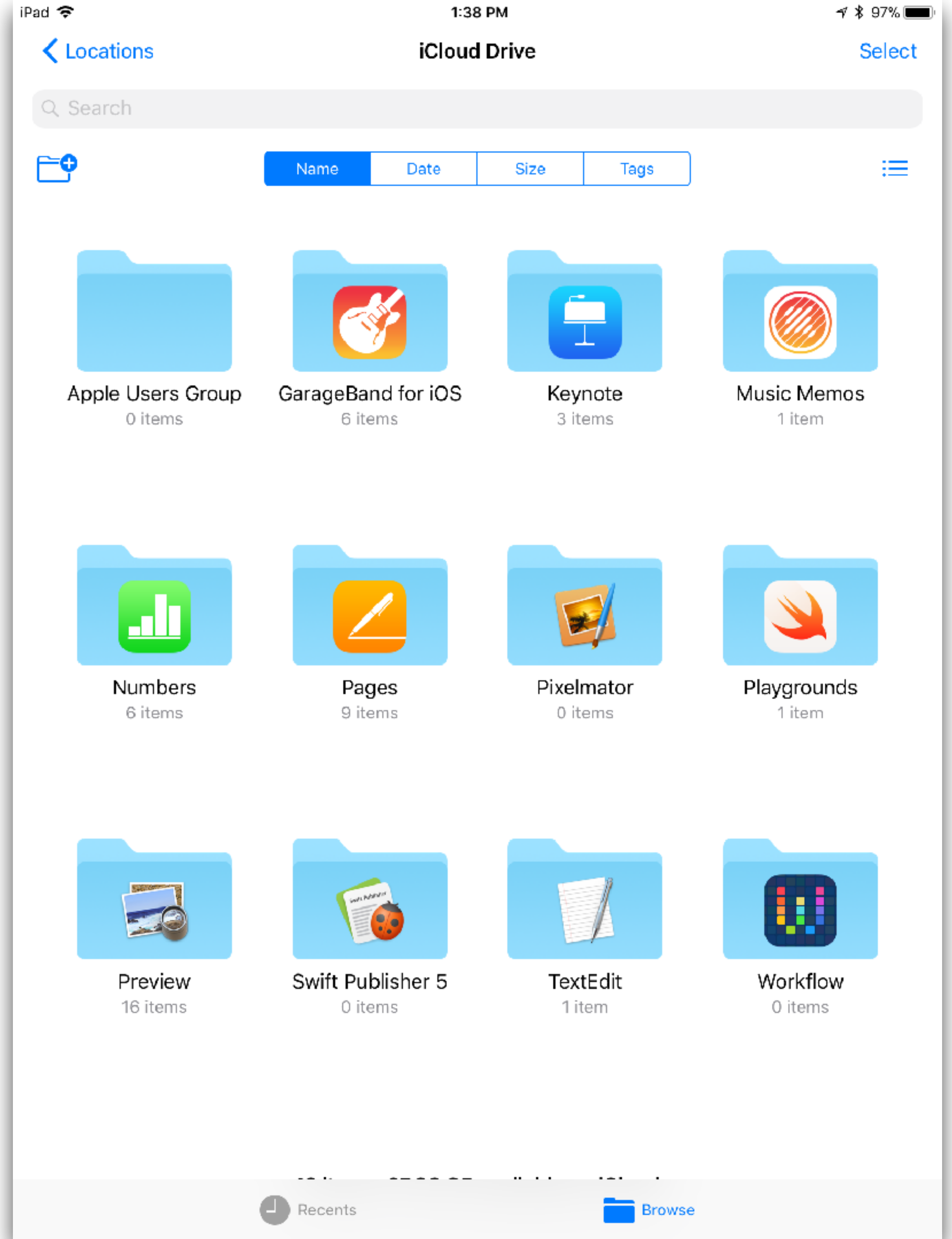
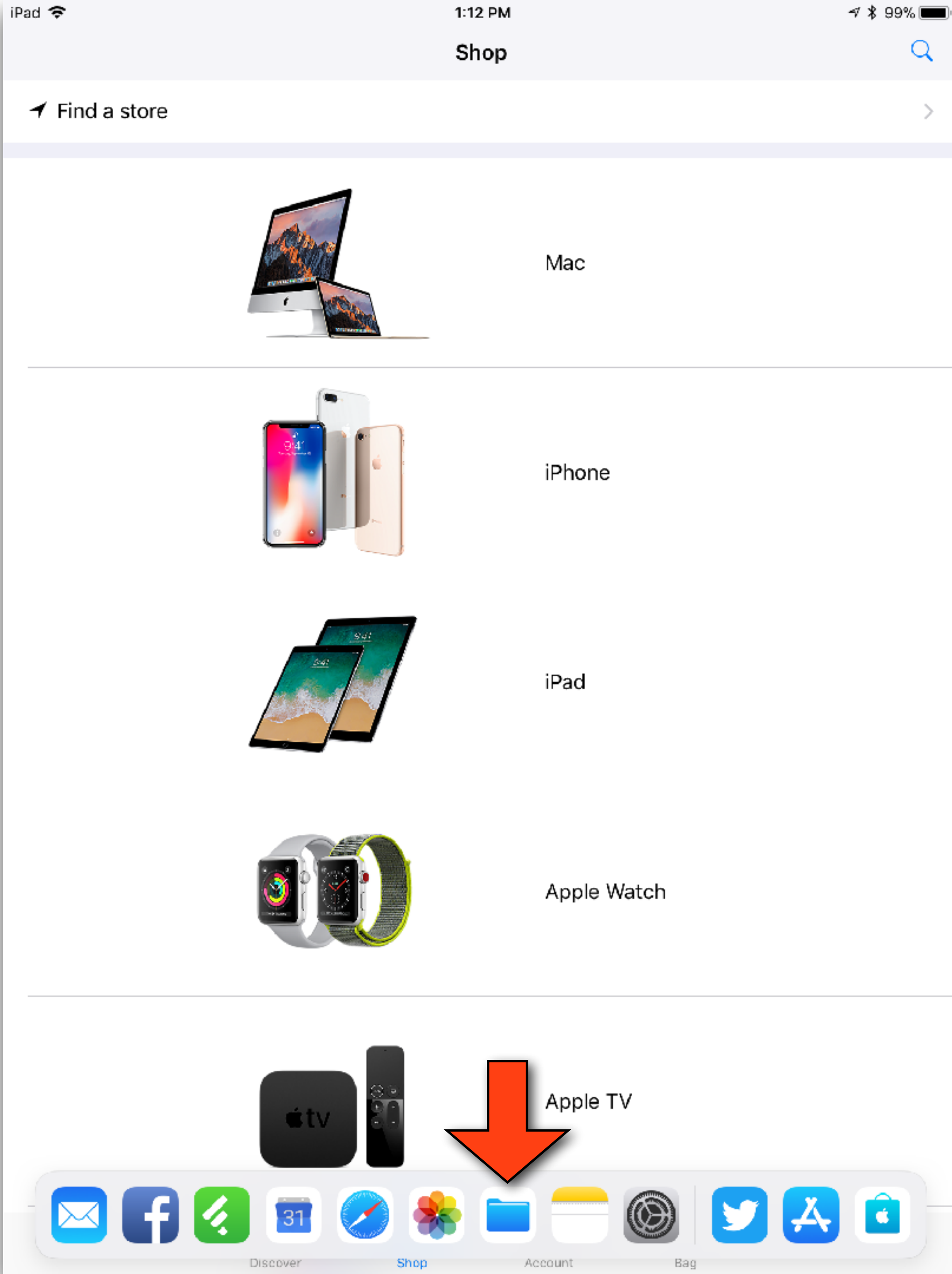


← iOS 10

iOS 11 →



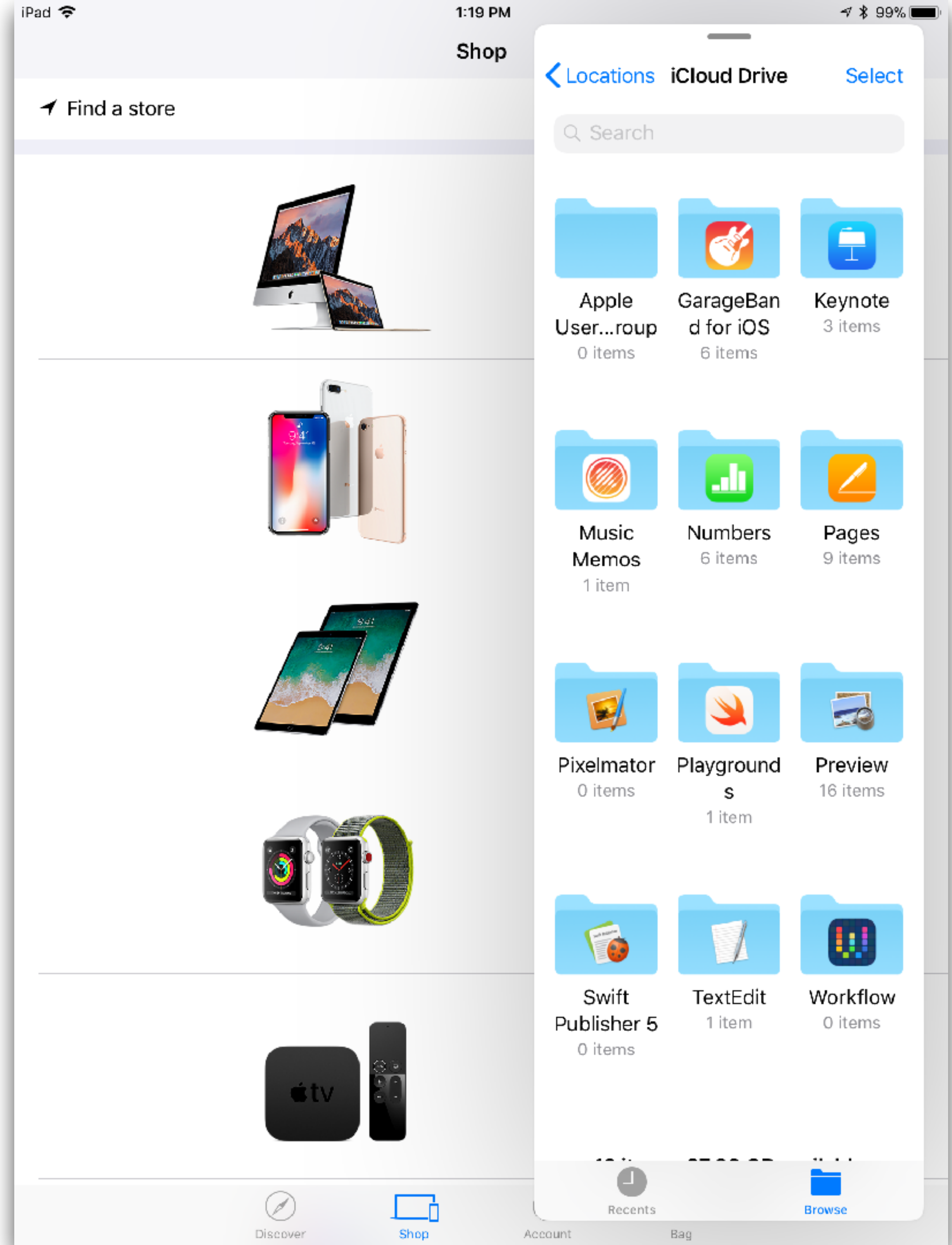
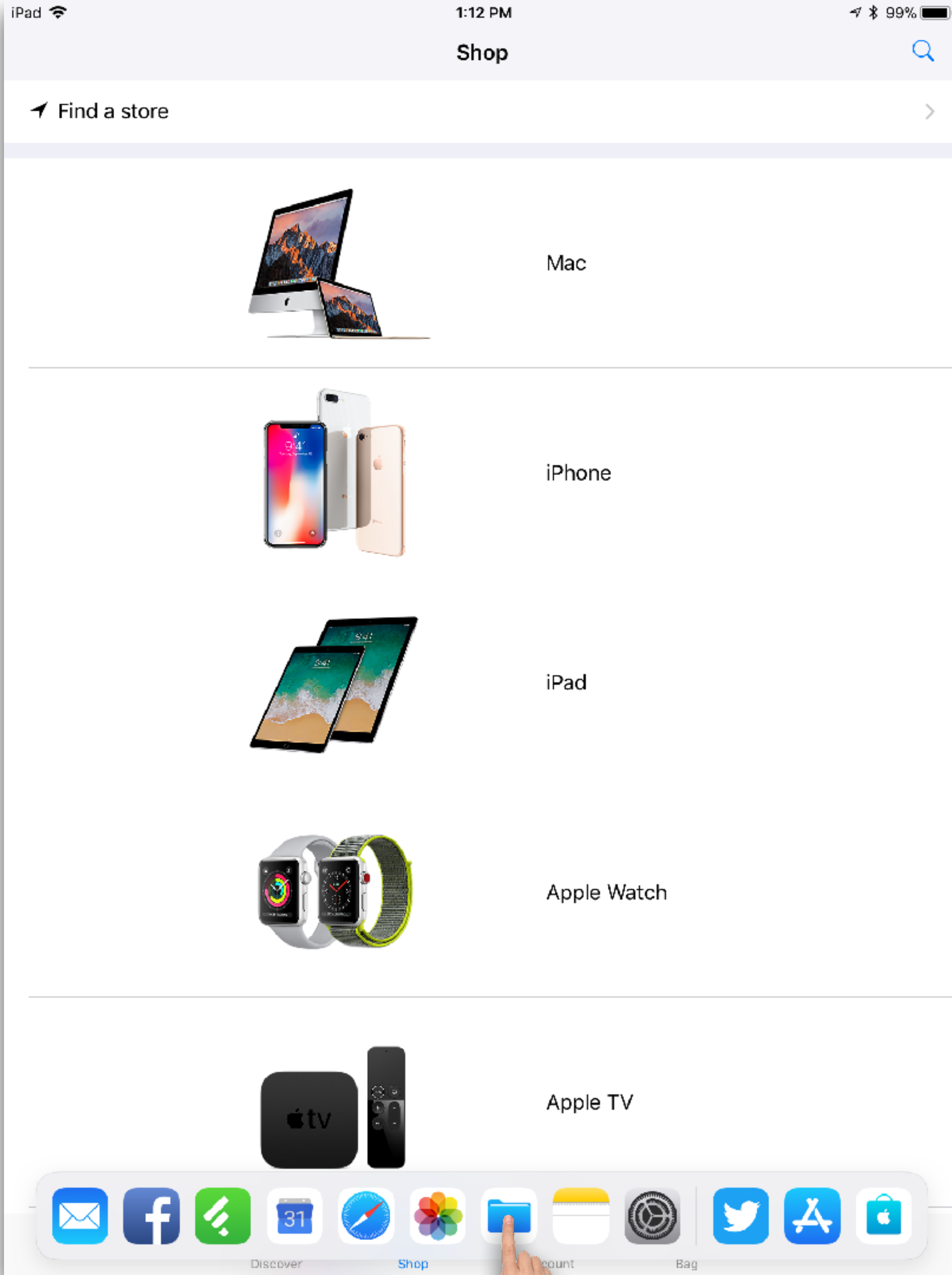


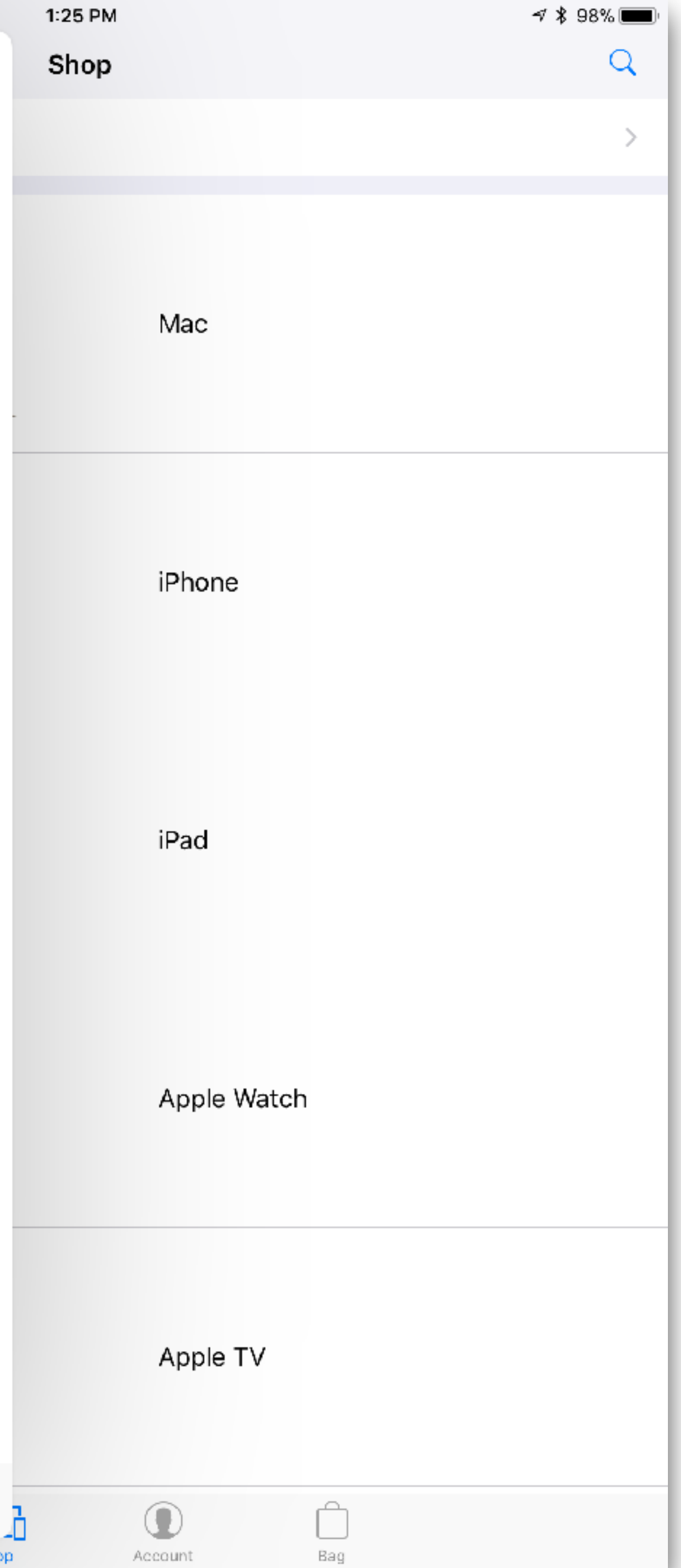
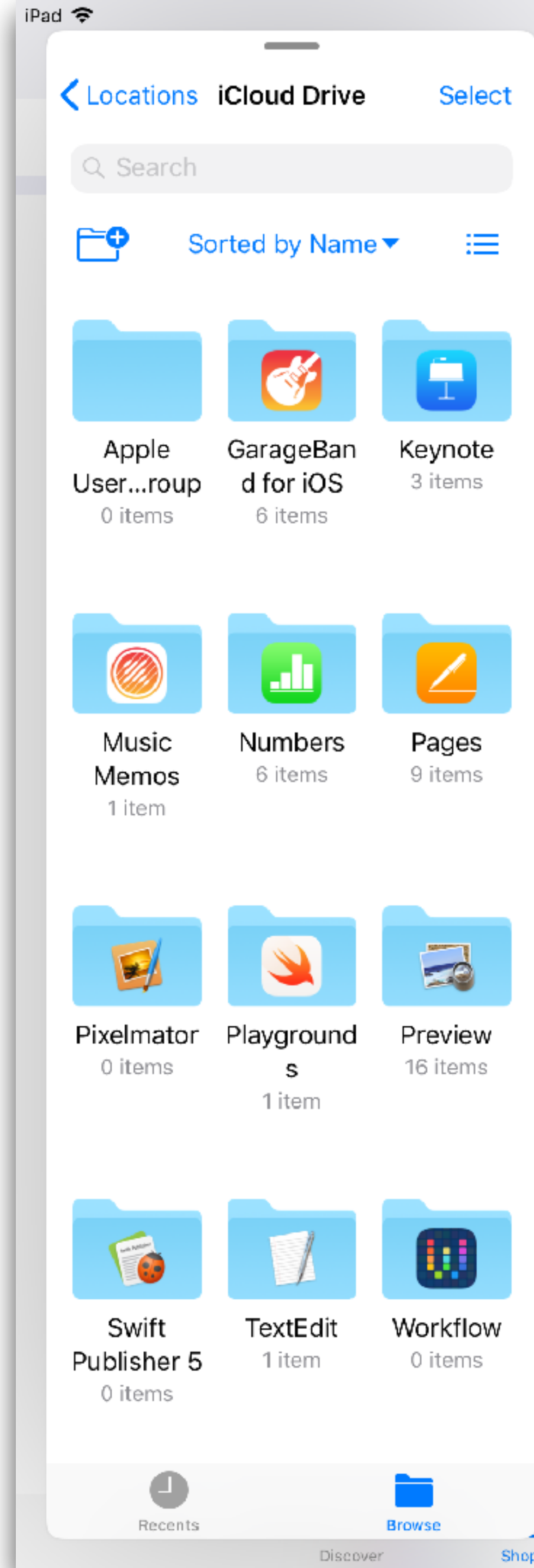
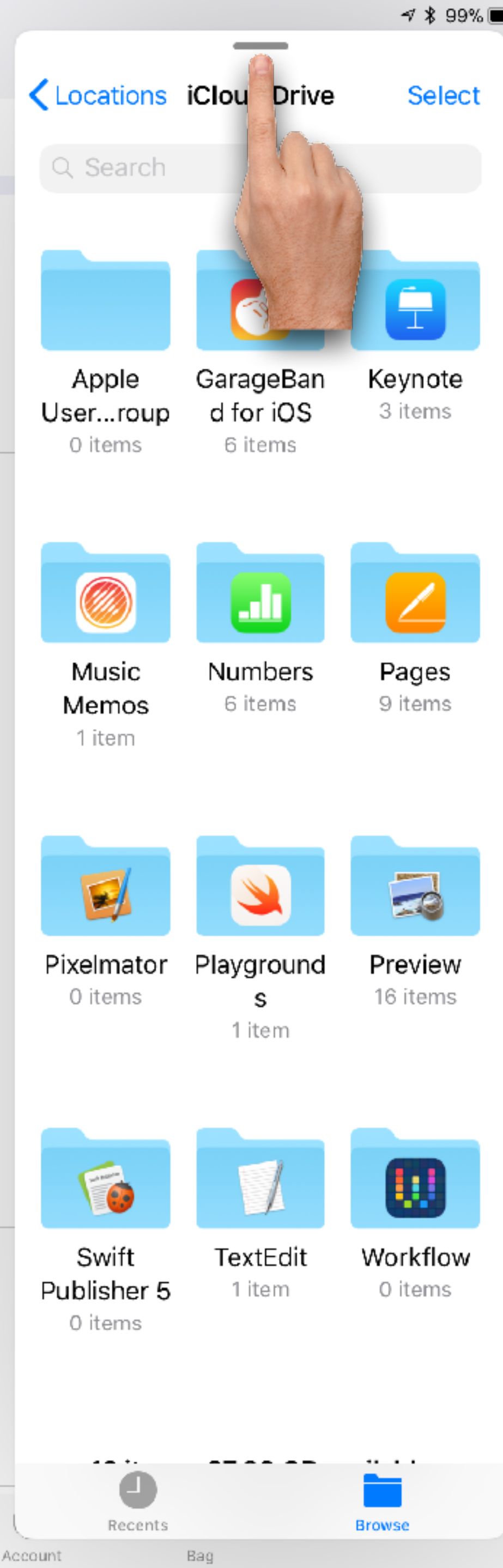



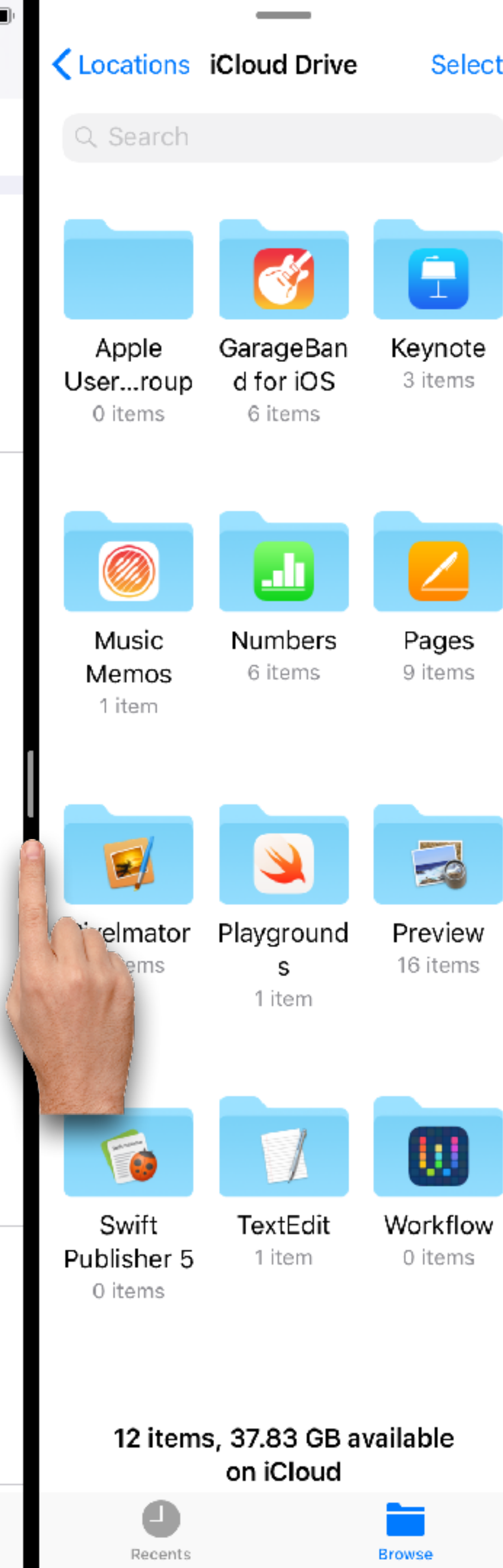
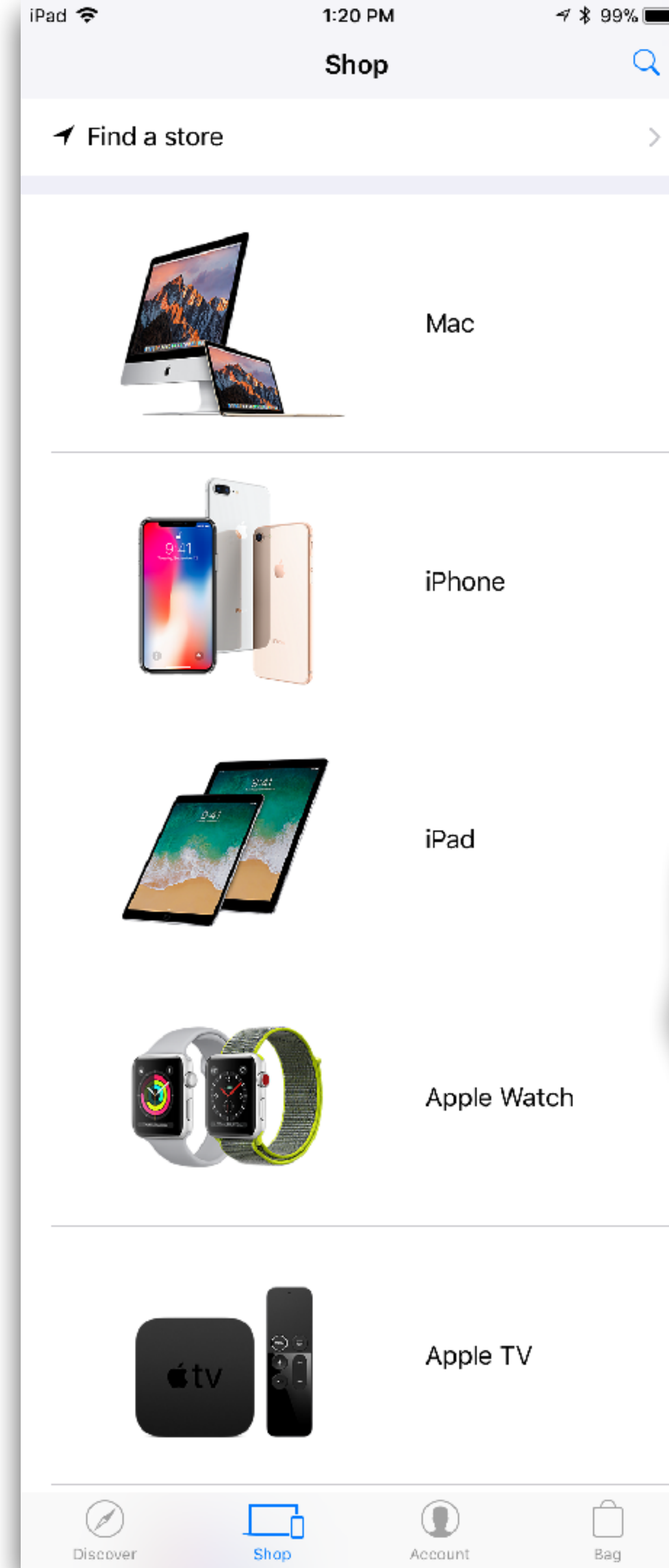
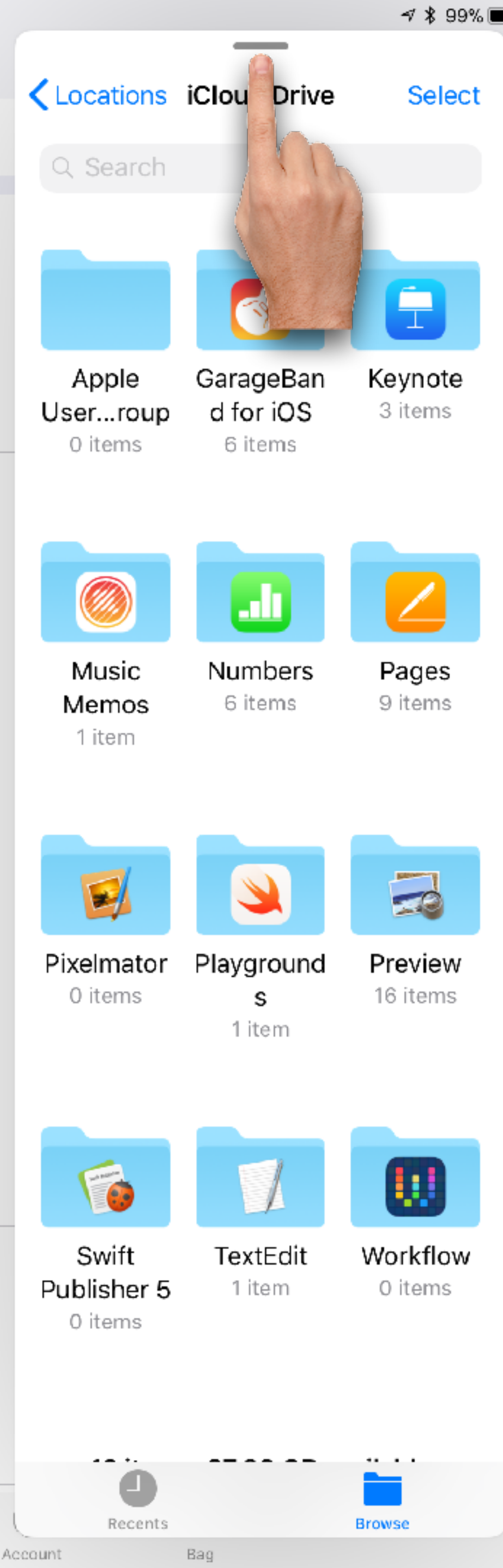

iOS 11 Multi-Tasking



- When you are in an app, you can pull up the dock, press and pull up another app, and run two apps at the same time
- You can run the second app as a floating window (slide over) and move it left or right over the first app
- Or you can run the second app side-by-side (split view)
- You can adjust the size of both apps in split view by moving the tab in the middle of the separator between the two apps
- Each app can take 1/2 the screen, or a 2/3, 1/3 split
- Slide all the way to the right to end split view or slide over





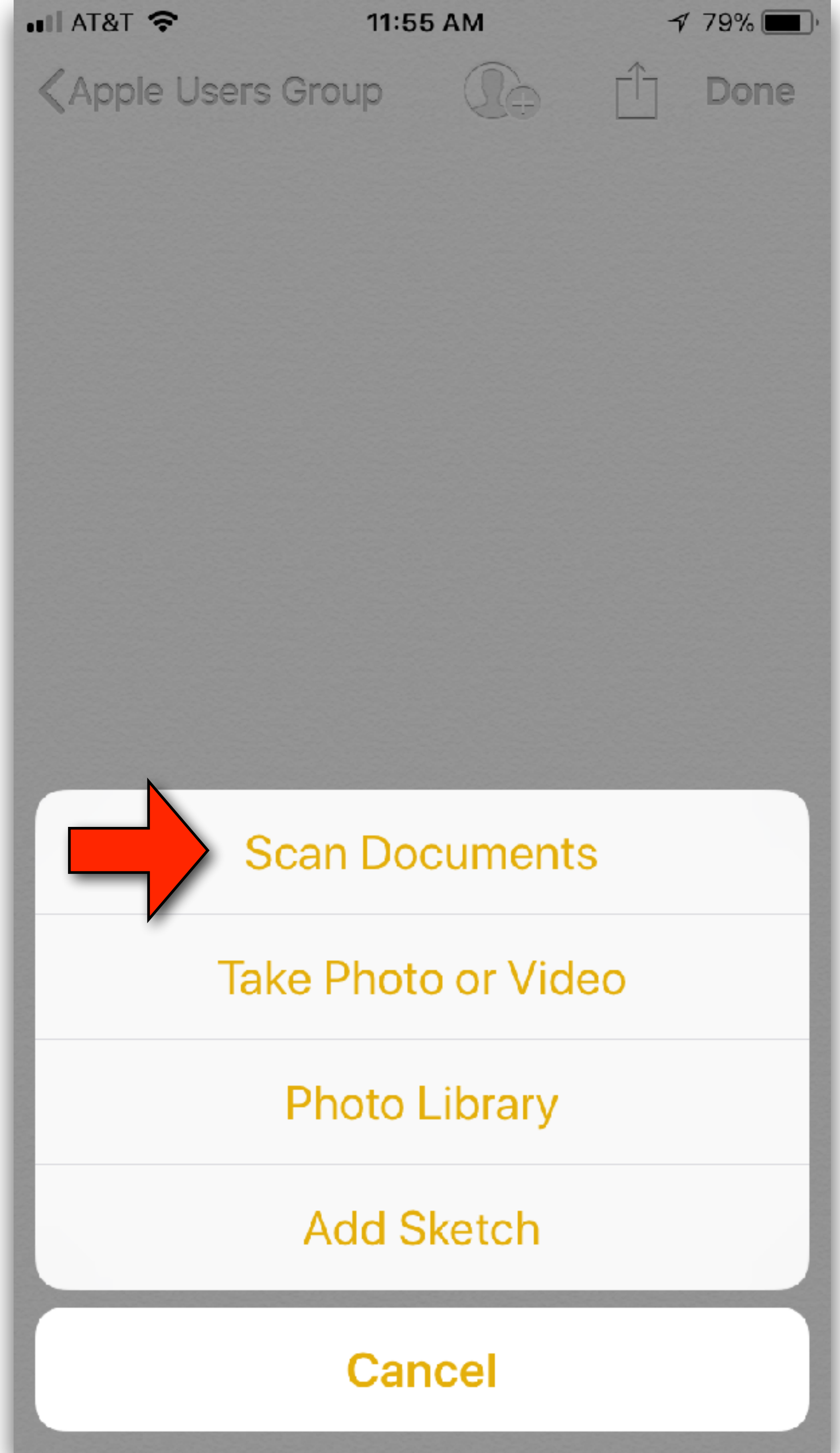
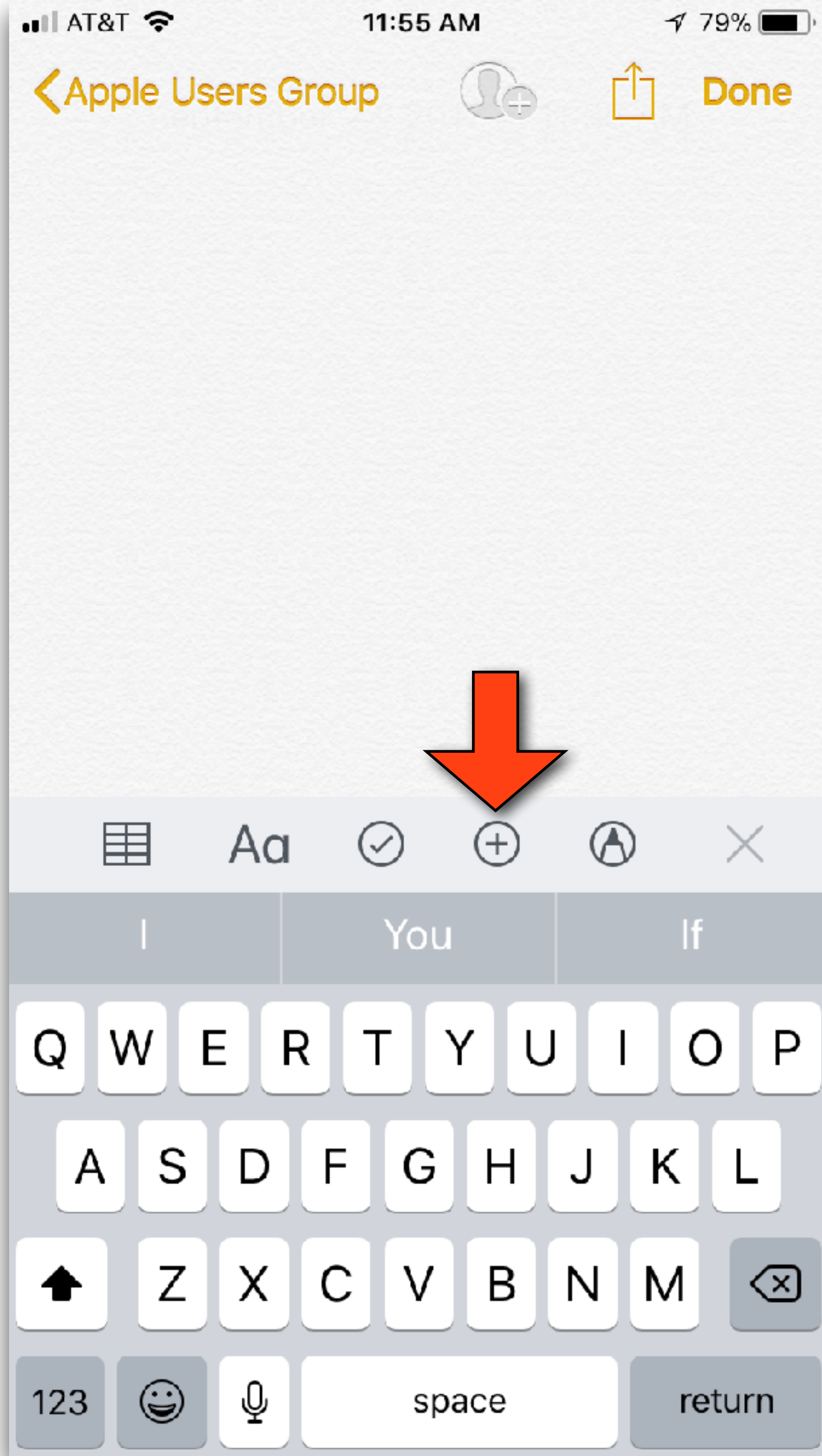


mac  most

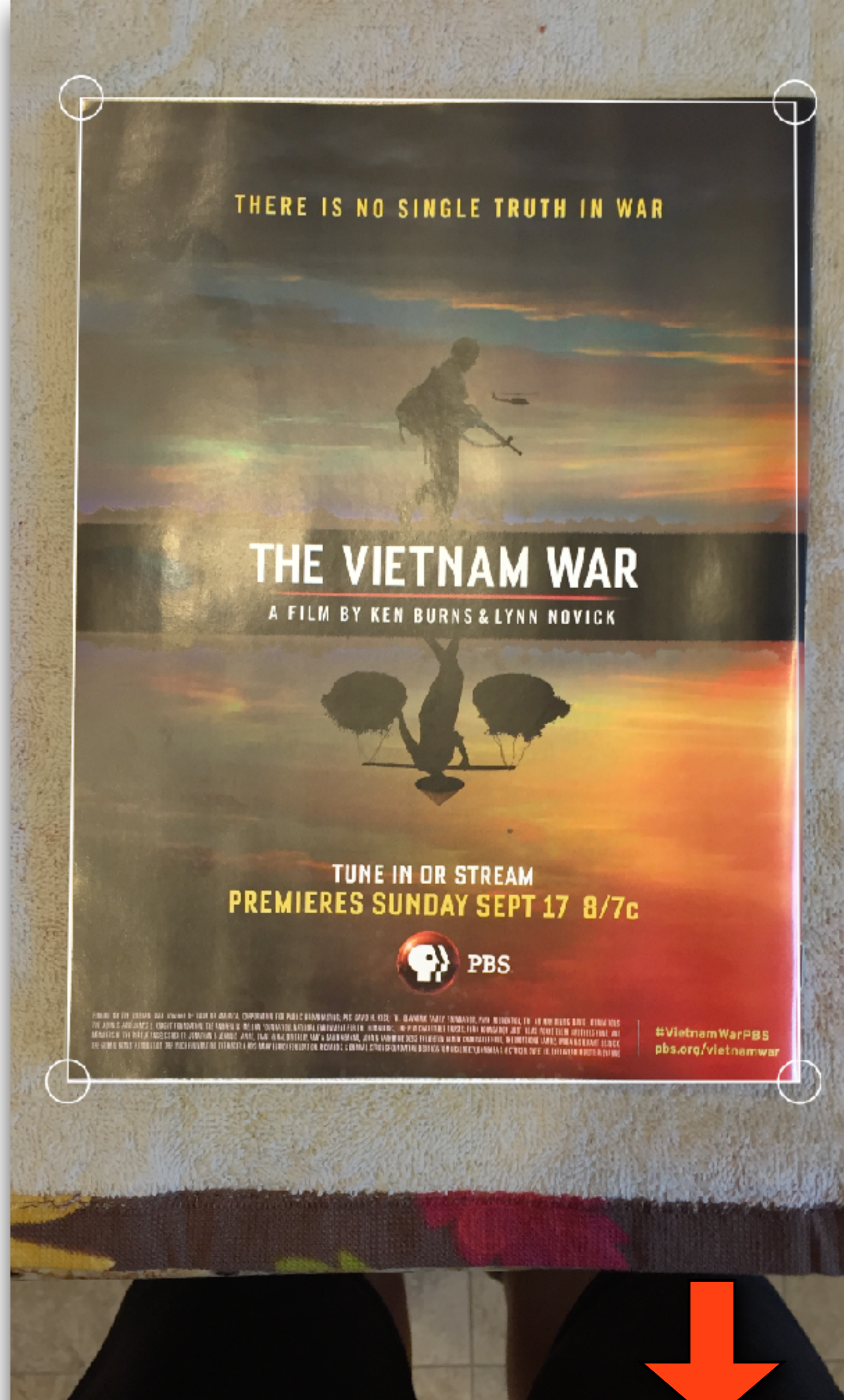
iOS 11 Scan



- You can now scan documents within the notes app
- Tap the “+” symbol and select “Scan Document”
- Center your document under the yellow transparent window
- Tap the camera shutter (if in Manual) or wait for the device to automatically take the picture (if in Auto)
- Drag the corners until you have the document cropped the way you wish
- Tap “Keep Scan”





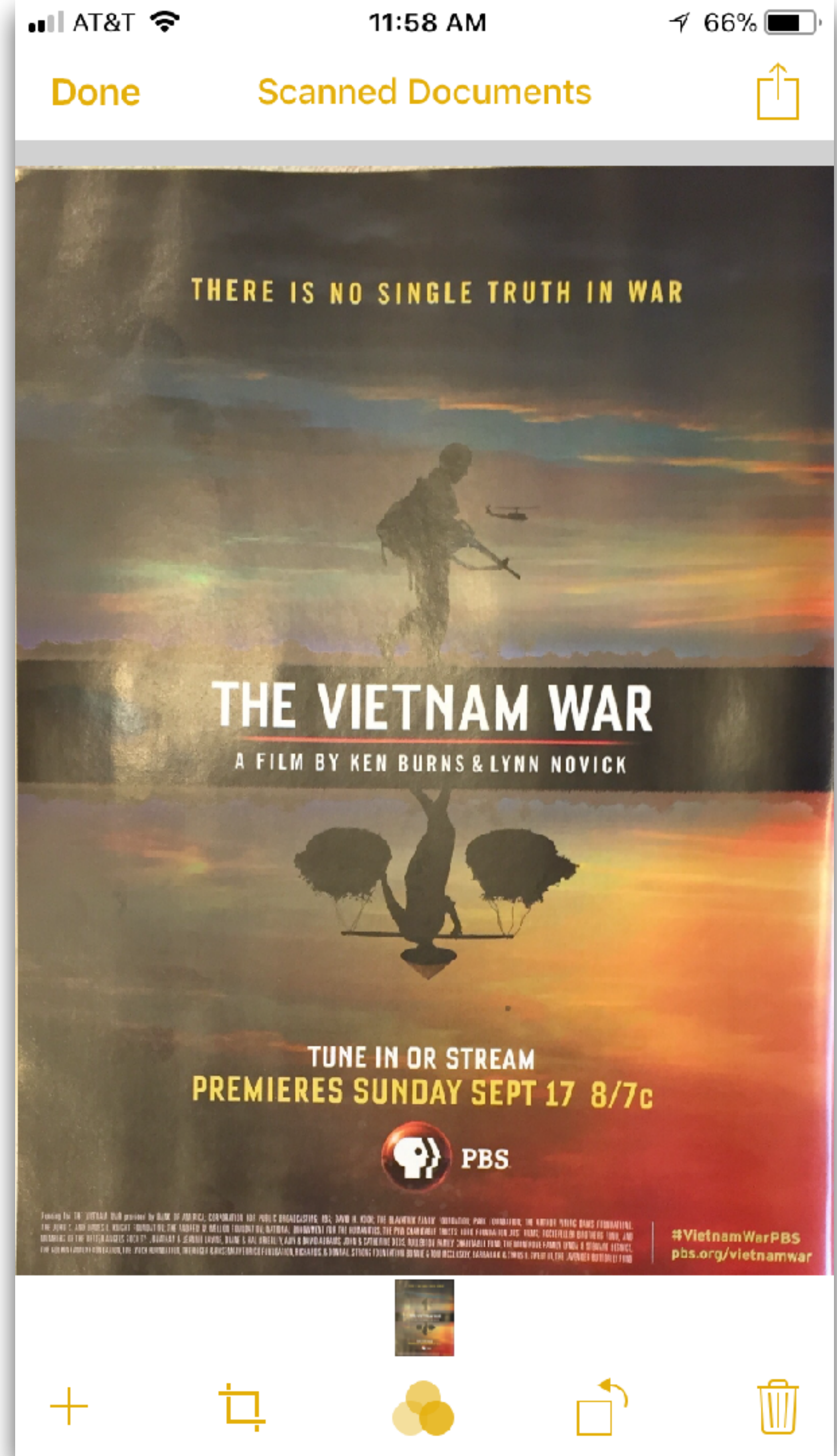



Retake

Keep Scan



89





iOS | | Scan


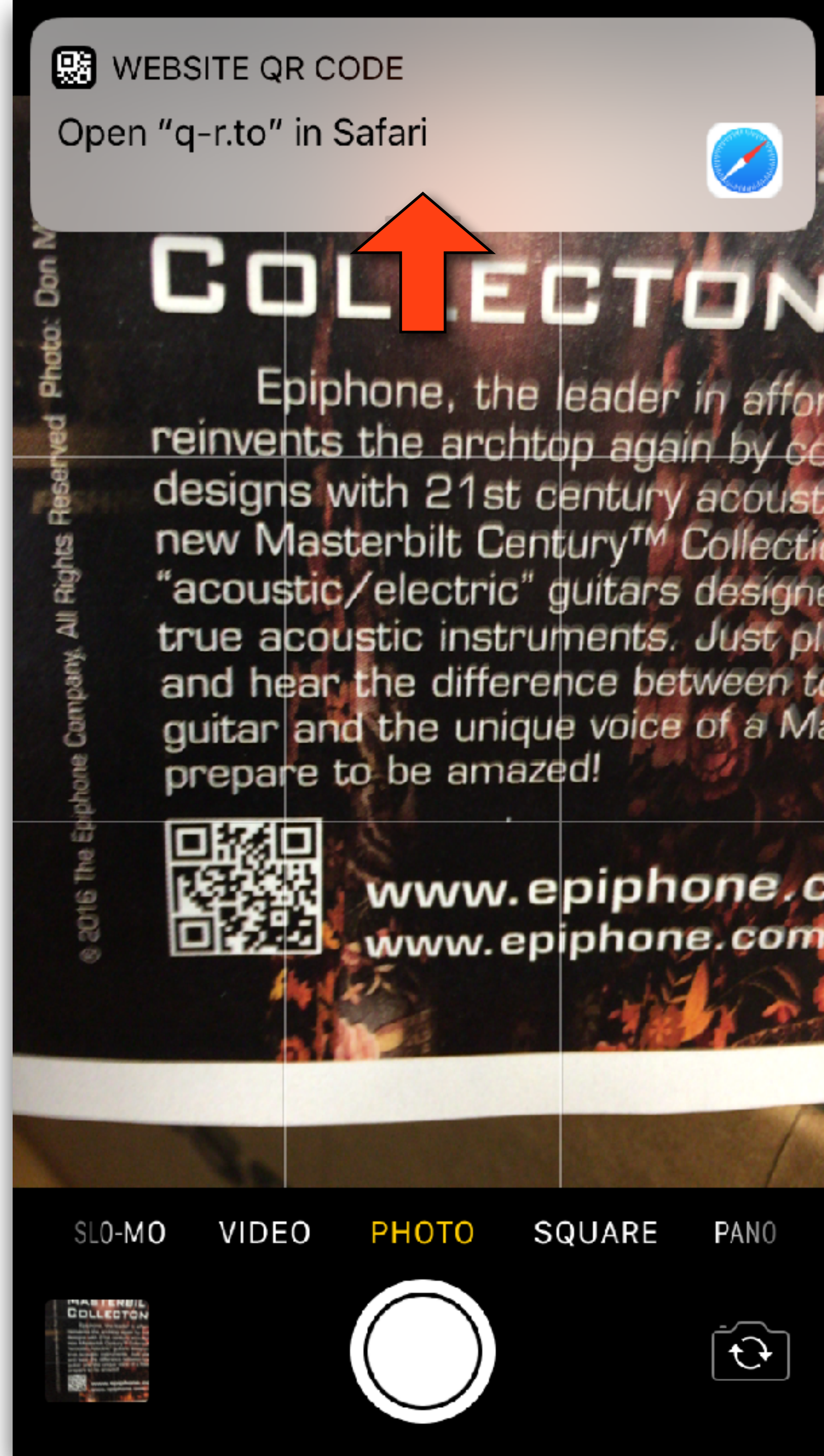


- You don't need an iPad Pro or Pencil to do this
- Hints based on my experience:
 - Put document on a plain surface that provides a contrast to document you are scanning. (i.e. plain dark background for a white document)
 - Find a spot where there isn't too much glare
 - Hold the device steady
 - Use automatic mode. It's hard to manually click the shutter and not shake the device

iOS 11 - QR Codes



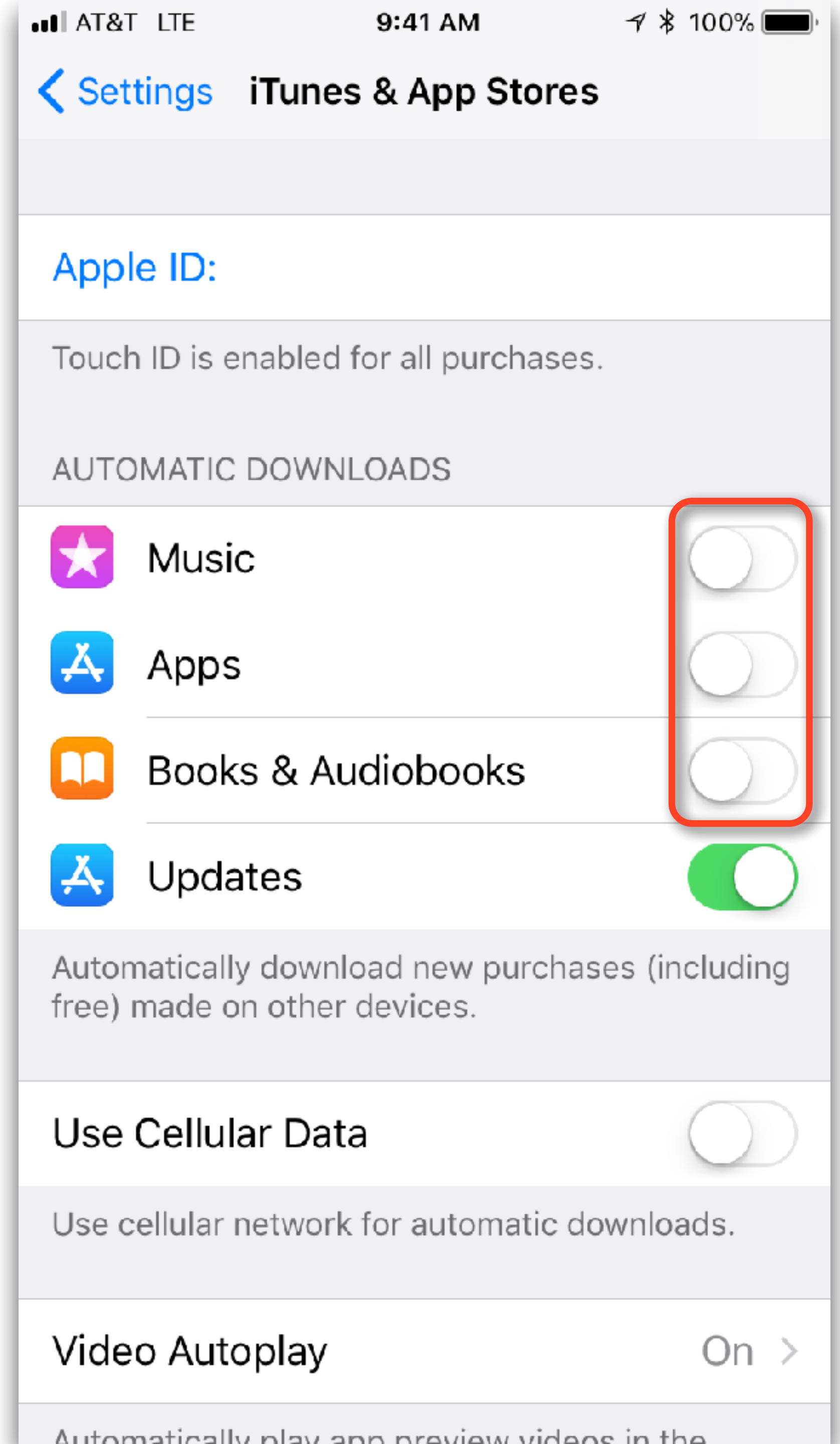
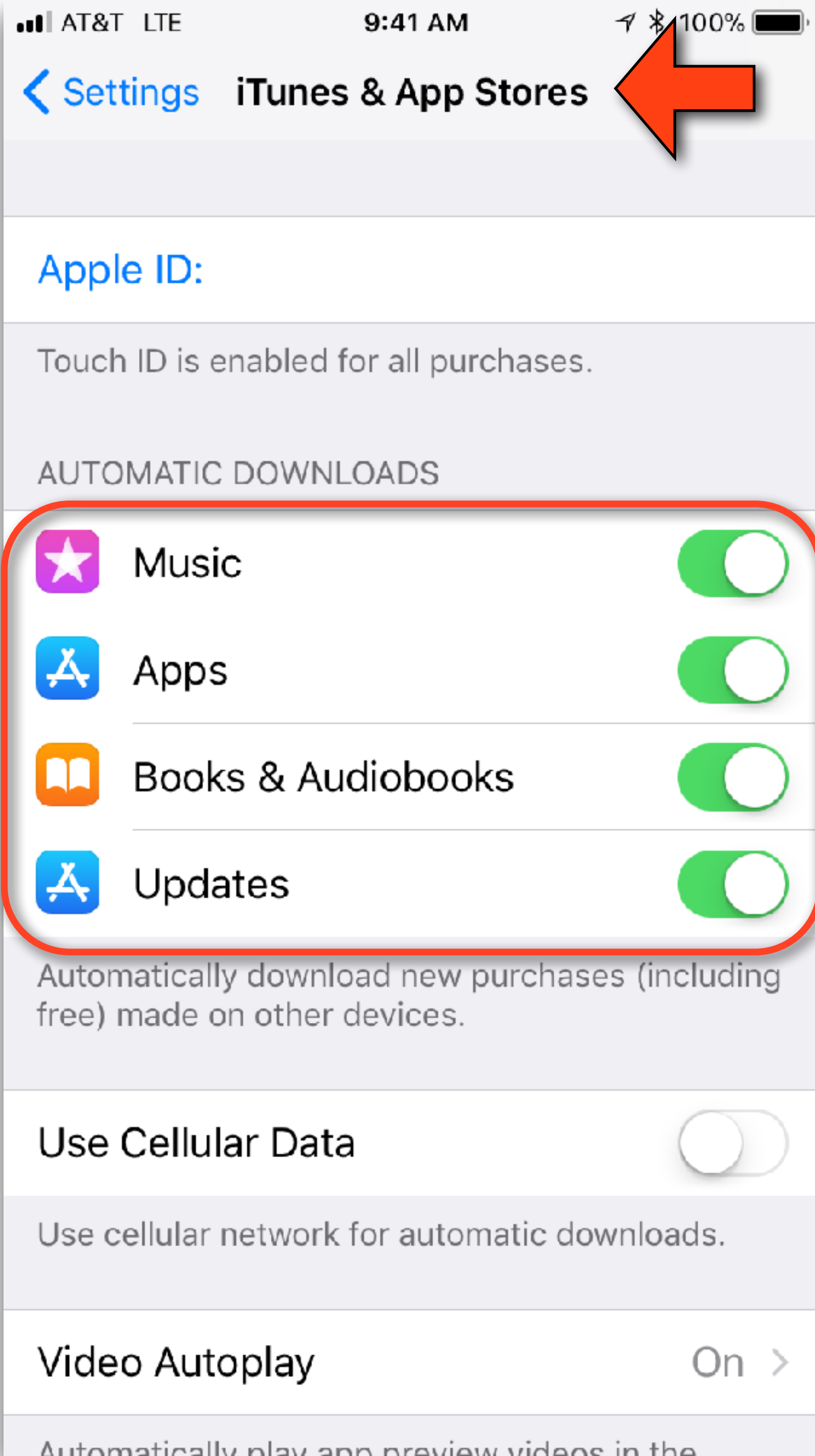
- You can use the camera to scan QR codes now
- Just open the camera and put the QR code in view
- A pop-up will come up as a result and ask you if you want to open that web site
- Just tap the pop up and the web site will come up in Safari



iOS 11 - Misc



- Apple will offer a new wireless charging case for its AirPods for \$69 sometime in the future
- 32 bit apps will no longer work under iOS 11
- I do not automatically download apps, music, or books to my iOS devices
- I found after the upgrade these options were turned back on and I had to go and turn them off again in Settings>iTunes & App Store





Questions

Thank You!



*Presentation produced on an iMAC using Apple's
Keynote software and presented on an iPad